

---

# E.R. Wagner

HAYDOCK CASTERS Manufacturing Co.

331 Riverview Drive  
Hustisford, Wisconsin 53034-0405  
Toll Free: 877.282.1295  
Phone: 708.387.3090 • Fax: 708.387.3099  
info@Haydockcasters.com • www.HaydockCasters.com



Please visit the ER Wagner Co. Website  
at [www.erwagner.com](http://www.erwagner.com)  
to view our other Business Units

**E.R. Wagner**  
HAYDOCK CASTERS Manufacturing Co.

OFFERING A COMPLETE LINE  
OF CASTERS FOR  
FURNITURE, INSTITUTIONAL &  
INDUSTRIAL USE





Innovative,  
Customer Driven,  
Highest Performing  
Products to Meet  
then Exceed  
Customer  
Expectations...

Haydock Casters has served a broad range of markets for over 50 years. With manufacturing facilities located in the US and China, Haydock Casters delivers the highest quality products across a broad range of applications and markets.

Specializing in the production of light to medium duty casters, Haydock strives to exceed all customer expectations while providing the highest quality products at industry competitive pricing.

We do more than manufacture quality casters, wheels, and accessories; we develop ways to make them last longer and perform better. Our engineers employ the latest design and engineering technology to remain at the forefront of our industry. Since its incorporation in 1955, Haydock has been the supplier of choice to the industry leading manufacturers of Furniture, Bedding, Material Handling, Office Equipment, Displays and the Light Industrial Market Place.

In 2003, Haydock Casters became part of the E.R. Wagner family of Casters and Wheels. E.R. Wagner has been designing, developing and supplying high-quality casters and wheels to world-class OEM's around the world for over fifty years.

E.R. Wagner still relies on the same core values that launched the company over a century ago:

- 1. Integrity –** E.R. Wagner is fully committed to being completely honest and fair, and always doing what we say we will do.
- 2. People –** E.R. Wagner has always understood the important role of its people. On the customer and supplier side, we believe that building strong relationships is a key to mutual success.
- 3. Customer – Satisfaction** In the end, this is essential. Everything we do is with the goal of helping our customers succeed.
- 4. Improvement – and Innovation** Though our values never change, our quality, service and effectiveness are continuously improving to meet, then exceed customer expectations.

Together, our combined manufacturing, R&D and sales teams make Haydock Casters second to none in our industry.

Our knowledgeable staff of inside and outside sales professionals are ready to help you select the proper caster or wheel for your application. For your convenience, sales representatives are located throughout the United States to provide on-site field assistance.

<b>Introduction to Haydock Casters</b> .....	Inside Front Cover
<b>Table of Contents</b> .....	1
<b>Selecting a Wheel</b> .....	2
<b>Selecting a Caster</b> .....	3
<b>Light Duty Carts, Stands, Furniture Casters</b>	
SB Series (Light Duty) .....	4
HR Series (Rigid) .....	4
<b>Bedding and Chair Casters</b>	
HD Series (Heavy Furniture) .....	5
HW/HE Series (Wide Series for Regular and King Bed Frames) .....	5
TB Series (Hooded Twin Wheel Office Chair) .....	5
<b>Decorative Ball and Hooded Ball Casters</b>	
BP/BM Series (Decorative Ball Casters) .....	6
BH/BI Series (Hooded Ball Caster BIFMA Tested) .....	6
<b>Hooded Twin Wheel Chair and Office Equipment Casters</b>	
TN Series (Hooded Twin Wheel Casters) .....	7
TS Series (Nylon Hooded w/ Decorative Metal Shield) .....	7
MH Series (Metal Hooded Twin Wheel) .....	8
<b>Open Twin Wheel</b>	
NV Series (Narrow Profile Open Twin Wheel) .....	8
OØ Series (Heavy Duty Open Twin Wheel) .....	9
W9 Series Roto-Fix (Spring Cup Mounted Caster) .....	9
W8/W9 Series (Ultra-Low Profile Open Twin Wheel) .....	10
EU Series (European Style 80mm Open Twin Wheel) .....	10
<b>Single Wheel, Office Chair</b>	
IC Series (Office Chair, Dual Race Swivel) .....	11
IH series (Hooded Office Chair) .....	11
<b>Single Wheel, Light-Medium Duty Industrial Casters</b>	
3S/3R Series (3"-5" Industrial Casters) .....	12
<b>Dual Wheel Medium Duty Industrial Casters</b>	
3D Series (Dual Wheel 2" and 3" Industrial Casters) .....	13
<b>Total Lock Light-Medium Duty Plate Casters</b>	
8FC Series (3", 4" & 5" Swivel, Total Lock, and Rigid Casters) .....	13
<b>Single Wheel, Medium Duty Industrial Casters</b>	
1S/1R Series (Truck and Dolly Single Race Swivel and Rigid Casters) .....	14
4S/4R Series (3", 4", & 5" Industrial Casters) .....	14
5S/5R Series (3", 4", & 5" Industrial Casters) .....	15
<b>Light Duty Casters</b>	
7F68, 60, & 69 Series (3", 4", & 5" Casters w/ 1" Wheel Tread) .....	16
<b>Medium Duty Institutional Casters</b>	
7F08, 03, & 09 Series (3", 3-1/2", 4", 5", & 6" Casters w/ 1-1/4" Wheel Tread) ....	17
<b>Single Wheel Heavy Duty Casters</b>	
3N Series (Euro-Style Casters w/ Total and Directional Lock Braking) .....	18
3I Series (Industrial Style Casters w/ Total Lock Braking) .....	18
<b>Specialty Casters</b>	
Navigator Wheel Series (Load Transitioning Caster) .....	19
U-Channel Strut Series (Fits 1-5/8" x 1-5/8" Strut) .....	19
Stainless Steel Series (3", 3-1/2", 4", 5", & 6" Casters w/ 1-1/4" Wheel Tread) ...	20
Cargo Caster CO/CT/CB Series .....	21
Rolling Star BR/BS Series (Roller Ball Casters) .....	21
<b>Sockets and Brackets</b>	
Availability and Dimensional Information .....	22-23
<b>Drum Dollies</b>	
Powder Coat Finish and Stainless Steel Series .....	24
<b>Caster Application Worksheet</b> .....	Inside Back Cover

HAYDOCK WHEEL MATERIAL COMPARISONS																				
WHEEL TYPE	TREAD HARDNESS	FLOOR SURFACES										OPERATING CONDITIONS								
		CARPET	BRICK	CONCRETES	LINOLEUM	ASPHALT	TERRAZZO	WOOD	STEEL, SMOOTH	STEEL, RIBBED	TILE	WATER	STEAM	MILD CHEMICALS	OIL & GREASE	HIGH HEAT	EXTREME COLD (-100F)	ANIMAL FATS	NOISE REDUCTION	FLOOR PROTECTION
(TREAD / CORE MATERIAL)																				
All Hard Rubber	Hard	X	X	X	X	X		X	X			X	X						X	X
Nylon	↑	X	X	X	X	X			X			X	X	X	X					
Polyolefin		X	X	X	X	X			X			X	X	X	X			X		X
Polyurethane	↓		X	X	X	X	X	X	X	X				X	X	X			X	X
ThermoPlastic Rubber (TPR)		X	X	X	X	X	X	X	X	X	X		X						X	X
Hard Core Soft / Tread Rubber	Soft		X	X	X	X	X	X	X	X									X	X

This chart is intended only as a general comparison, and not as a recommendation for any particular wheel in a specific application.

**All Hard Rubber**

Hard tread, for light to heavy load on most surfaces.  
Good rolling ease. Tread Durometer 70 - 85 Shore D

**Nylon**

Hard tread, available in most twin wheel casters.  
Superior performance in lightweight material. Tough, durable, temperature and chemical resistant.

**Polyolefin**

Hard tread, economical lightweight material, good floor protection and impact strength,  
resistant to water, oil, most acids and chemicals.

**Polyurethane**

Softer tread, excellent floor protection, quiet operations, good rolling ease on most surfaces,  
resistant to water, oil, most acids and chemicals. Tread Durometer 85 - 100 Shore A

**Thermo-Plastic Rubber (TPR)**

Softer tread, economical alternative to soft rubber, light to medium loads on most floor surfaces.  
Good floor protection, good rolling ease, quiet operation. Tread Durometer 65 - 100 Shore A

**Hard Core / Soft Tread Rubber**

Soft rubber tread molded to a hard rubber core. Light to medium loads on hard surface floors. Quiet operation,  
good floor protection. Tread durometer 70-85 Shore A

**Hi-Temperature Glass Filled Nylon**

Hi-Temperature Glass Filled Nylon wheels are manufactured from fiberglass and reinforced with nylon. These wheels are used when heat is an issue. Wheels are non-marking, easy rolling, high impact resistant, impervious to acids, moisture, and harsh chemicals. Temperature range -20° to 475° Tread durometer 60-70 Shore D

**Load Rating**

Each Haydock caster and wheel carries a maximum recommended load capacity, based on manual operation with intermittent service at speeds of two miles per hour. Haydock load ratings are in accordance with Institute of Caster and Wheel Manufacturers (ICWM) recommendations.

**Wheel Size and Tread Hardness**

Generally, larger diameter wheels roll easier and absorb shock better than smaller wheels. Wider wheel treads spread load for better floor protection but are harder to roll than narrow treads. Hard tread wheels have higher load capacity and roll easier than soft tread wheels which provide a cushioned ride and quiet operation.

**Floor Conditions**

Soft tread wheels protect floors and offer quieter operation, though they are less suited for carpeted areas. Hard tread wheels are ideal for industrial locations where metal debris, steel grating, rough floors, and similar conditions exist.

**Installation**

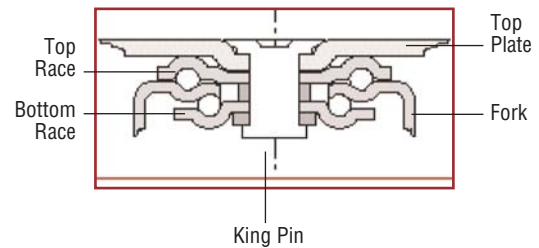
Installation is simple, with a variety of standard plate and stem mounts available to meet specific customer needs.

**Finish**

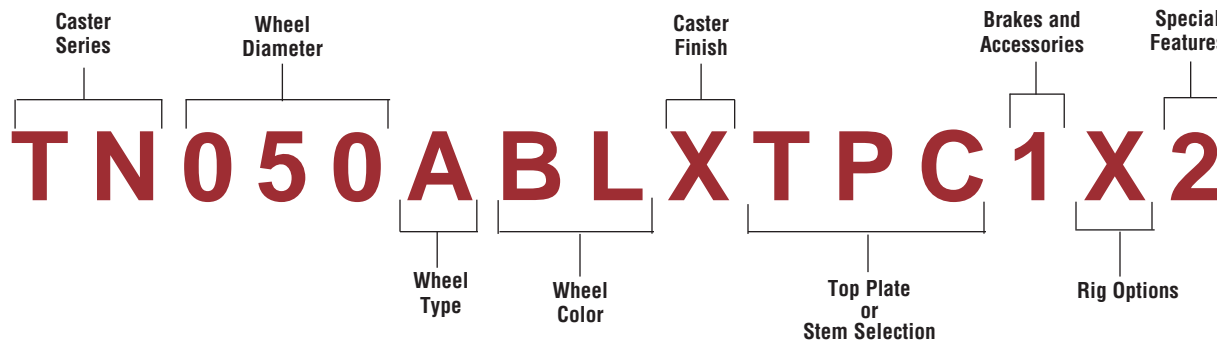
Most Haydock standard casters come in a variety of colors and finishes. If the Catalog does not show the finish that you are looking for, please contact the factory as other finishes are available upon request.

**Swivel Design**

Haydock casters are available in a single race swivel, dual race swivel or rigid construction. The dual race swivel features two sets of polished steel balls traveling in two lubricated raceways, providing maximum swivel radius, load capacity and long life.

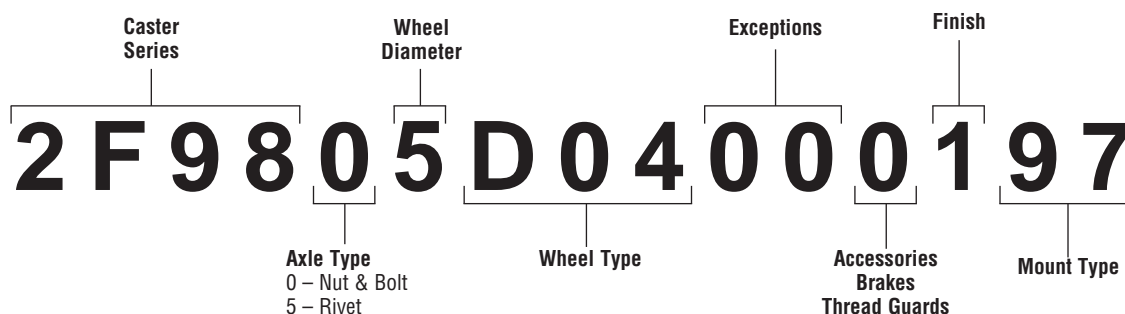


**Caster Numbering System**



For Product on Pages; Bottom of 13, 16, 17, Top of 19, and 20.

**Caster Numbering System**



## SB Series Swivel Casters for Light Duty Applications

- Light Home Furniture
- Humidifiers
- Canister Vacuums
- Planter Dollies



Wheel Diameter Inch / (mm)	Tread Width Inch / (mm)	Load Rating <sup>2</sup> Lbs. / Kg.	Overall Height <sup>1</sup> (Reference Only)	Caster Finish	Wheel Material	Wheel Color	Mounting Options	Part Numbers
1-1/4" (32mm)	1/2" (13mm)	20 lbs (9 kg)	1-7/16" (37mm)	Zinc	Polyolefin	Black	Plate - TPS	SB032ABLZ***XXX
1-5/8" (41mm)	11/16" (18mm)	40 lbs (18 kg)	1-15/16" (49mm)	Zinc	Polyolefin	Black	Plate - TPB	SB040ABLZ***XXX

Additional finishes, colors, mounting options and lengths available - **Additional wheel materials available** - Contact factory for specifications.

1. Overall heights are nominal. For exact dimensions and tolerances, please contact factory and request samples to determine fitness for use in your application.
2. Always load test your caster to your required application to determine fitness for use.

### \*\*\* Plate Code Number

### Mounting Options



Overall Size: 1-3/16" x 1-3/4"  
Hole Spacing: 13/16" x 2"  
Hole Diameter: 5/16"



Overall Size: 1-1/2" x 2-1/8"  
Hole Spacing: 1" x 1-5/8"  
Hole Diameter: 1/4"

## HR Series Rigid Casters for Low Overall Height Applications

- Day Beds
- Studio Couches
- Camper Door-Guards



Wheel Diameter Inch / (mm)	Tread Width Inch / (mm)	Load Rating <sup>2</sup> Lbs. / Kg.	Overall Height <sup>1</sup> (Reference Only)	Caster Finish	Wheel Material	Wheel Color	Mounting Options	Part Numbers
1-5/8" (41mm)	11/16" (18mm)	60 lbs (27 kg)	1-11/16" (43mm)	Zinc	Polyolefin	Black	1-3/16" X 1-7/16" Top Plate	HR040ABLZXXXXXX
				Zinc	Polyolefin	Natural	1-3/16" X 1-7/16" Top Plate	HR040ANAZXXXXXX
				Zinc	Soft Rubber	Black	1-3/16" X 1-7/16" Top Plate	HR0402BLZXXXXXX
				Zinc	Hard Rubber	Black	1-3/16" X 1-7/16" Top Plate	HR0406BLZXXXXXX
2" (50mm)	3/4" (19mm)	75 lbs (34 kg)	2-1/16" (52mm)	Zinc	Polyolefin	Black	1-3/16" X 1-7/16" Top Plate	HR050ABLZXXXXXX
				Zinc	Polyolefin	Natural	1-3/16" X 1-7/16" Top Plate	HR050ANAZXXXXXX
				Zinc	Soft Rubber	Black	1-3/16" X 1-7/16" Top Plate	HR0502BLZXXXXXX
				Zinc	Hard Rubber	Black	1-3/16" X 1-7/16" Top Plate	HR0506BLZXXXXXX

Additional finishes and colors available - Contact factory for details.

1. Overall heights are nominal. For exact dimensions and tolerances, please contact factory and request samples to determine fitness for use in your application.
2. Always load test your caster to your required application to determine fitness for use.

## HD, HW, & HE Series Casters

- Upholstered Wood Furniture
- Wood Storage Cabinets
- Tables
- Small Appliances
- Regular & King Bed Frames (HW & HE)



Wheel Diameter Inch / (mm)	Tread Width Inch / (mm)	Load Rating <sup>2</sup> Lbs. / Kg.	Overall Height <sup>1</sup> (Reference Only)	Caster Finish	Wheel Material	Wheel Color	Mounting Options	Part Numbers
1-1/4" (32mm)	1/2" (12.5mm)	40 lbs (18 kg)	1-7/16" (36mm)	Zinc	Polyolefin	Black	Grip Neck Stem - A20	HD032ABLZ***XXX
1-5/8" (40mm)	11/16" (17.5mm)	60 lbs (27 kg)	1-15/16" (49mm)	Zinc	Polyolefin	Black	Grip Neck Stem - A20	HD040ABLZ***XXX
2" (50mm)	3/4" (21.4mm)	75 lbs (34 kg)	2-1/8" (54mm)	Zinc	Polyolefin	Black	Grip Neck Stem - B10	HD050ABLZ***XXX
2-1/2" (60mm)	13/16" (20.6mm)	90 lbs (40 kg)	2-13/16" (71mm)	Zinc	Polyolefin	Black	Grip Neck Stem - B10	HD063ABLZ***XXX
3" (75mm)	7/8" (20.6mm)	90 lbs (40 kg)	3-3/8" (85mm)	Zinc	Polyolefin	Black	Grip Neck Stem - B10	HD076ABLZ***XXX
2" (50mm)	1-3/4" (44mm)	80 lbs (36 kg)	2-7/16" (62mm)	Yellow Zinc	Polyolefin	Brown	Grip Neck Stem - B10	HW050ABRY***XXX
2" (50mm)	2-1/4" (57mm)	100 lbs (45 kg)	2-7/16" (62mm)	Yellow Zinc	Polyolefin	Brown	Grip Neck Stem - B10	HE050ABRY***XXX

Additional finishes are available - **Additional wheel materials available** - Additional colors available - Additional mounting options and lengths are available - Contact factory for specifications and minimum quantities. Brakes are available on 2" and larger sizes.

1. Overall heights are nominal. For exact dimensions and tolerances, please contact factory and request samples to determine fitness for use in your application.
2. Always load test your caster to your required application to determine fitness for use.

## TB Series Nylon Hooded Twin Wheel Swivel Casters with Barrel, sizes to fit Office Armchairs

- Meets or Exceeds Industry Seating Standards
- Furniture



Wheel Diameter Inch / (mm)	Caster Width	Load Rating <sup>2</sup> Lbs. / Kg.	Wheel Color	Barrel Diameter	Wheel Material	Overall Height <sup>1</sup> (Reference)	Mounting Options	Part Numbers
2" (50mm)	2-3/16" (55mm)	110 lbs (50 kg)	Black	1-1/2" (38mm)	Nylon	2-1/4" (57mm)	Friction Ring Stem - D14	TB50EABLX***XXX
2" (50mm)	2-3/16" (55mm)	110 lbs (50 kg)	Black	1-3/4" (45mm)	Nylon	2-1/4" (57mm)	Friction Ring Stem - D14	TB50IABLX***XXX
2-3/16" (55mm)	2-3/16" (55mm)	110 lbs (50 kg)	Black	1-1/2" (38mm)	Nylon	2-9/16" (66mm)	Friction Ring Stem - D14	TB55EABLX***XXX
2-3/16" (55mm)	2-3/16" (55mm)	110 lbs (50 kg)	Black	1-3/4" (45mm)	Nylon	2-9/16" (66mm)	Friction Ring Stem - D14	TB55IABLX***XXX

Additional colors available - Additional barrel diameters are available - **Polyurethane tread is also available** - Additional mounting options and lengths are available - Brake versions are available - Contact factory for specifications.

1. Overall heights are nominal. For exact dimensions and tolerances, please contact factory and request samples to determine fitness for use in your application.
2. Always load test your caster to your required application to determine fitness for use.



Grip Neck Stems		***
5/16" x 1-9/16"	A20	
3/8" x 1-5/8"	B10	

\*\*\* Code Number

### Mounting Options



Friction Ring Stems		***
7/16" x 7/8"	D14	

Replace the \*\*\* with the Plate or Stem Code Number to achieve the final part number.

## BP & BM Series - Decorative Ball Casters

- Heavy Furniture
- Restaurant Chairs
- Store Fixtures
- Juvenile Furniture



Wheel Diameter Inch / (mm)	Tread Width Inch / (mm)	Load Rating <sup>2</sup> Lbs. / Kg.	Overall Height <sup>1</sup> (Reference Only)	Caster Finish	Wheel Material	Wheel Color	Mounting Options	Part Numbers
2" (50mm)	2" (50mm)	35 lbs (16 kg)	2-3/8" (60mm)	Black	Nylon	Black	Stem - A70 Plate - TPA	BP050ABLX***XXX BP050ABLX***XXX
2" (50mm)	2" (50mm)	80 lbs (36 kg)	2-3/8" (60mm)	Chrome	Metal	Chrome	Stem - A70, M16, G16, D22 Plate - TPC, TPN	BM050XXXC***XXX BM050XXXC***XXX
2.5" (60mm)	2.5" (60mm)	100 lbs (45 kg)	2-3/4" (70mm)	Chrome	Metal	Chrome	Stem - A70, M16, G16, D22 Plate - TPC, TPN	BM060XXXC***XXX BM060XXXC***XXX
3" (75mm)	3" (75mm)	100 lbs (45 kg)	3-1/4" (85mm)	Chrome	Metal	Chrome	Stem - A70, M16, G16, D22 Plate - TPC, TPN	BM075XXXC***XXX BM075XXXC***XXX

Brass and Antique English are available - Additional colors available - Additional mounting options and lengths are available - Contact factory for specifications.  
 1. Overall heights are nominal. For exact dimensions and tolerances, please contact factory and request samples to determine fitness for use in your application.  
 2. Always load test your caster to your required application to determine fitness for use.

## BH & BI Series Hooded Ball Casters

- Meets or Exceeds Industry Seating Standards (BH When Heat Treated)
- Office Chairs
- Machine Stands
- Displays
- Upholstered Furniture



Wheel Diameter Inch / (mm)	Tread Width Inch / (mm)	Load Rating <sup>2</sup> Lbs. / Kg.	Overall Height <sup>1</sup> (Reference Only)	Wheel Color	Wheel Material	Caster Finish	Mounting Options	Part Numbers
1-1/2" (38mm)	1-1/2" (38mm)	50 lbs (22 kg)	2- 2/16" (53mm)	Black	Polyolefin	Chrome	Stems - A60, D22	BI038UBLX***XXN
2" (50mm)	2" (50mm)	75 lbs (34 kg)	2-1/2" (60mm)	Black	Vinyl	Chrome	Stems - A60, D22 Plates - TPC	BH050UBLX***XXX BH050UBLX***XXX
2" (50mm)	2" (50mm)	75 lbs (34 kg)	2-1/2" (60mm)	Black	Hard Rubber	Chrome	Stems - A60, D22 Plates - TPC	BH0502BLC***XXX BH0502BLC***XXX

Antique English, Brass, and Satin Chrome finishes are available - Additional mounting options and lengths are available - Contact factory for specifications.  
 The 1-1/2" version is not heat treated and would require testing under load to determine fitness for use. (Light duty applications only)  
 1. Overall heights are nominal. For exact dimensions and tolerances, please contact factory and request samples to determine fitness for use in your application.  
 2. Always load test your caster to your required application to determine fitness for use.

○ TPA ○	Overall Size: 1-1/4" x 1-5/8" Hole Spacing: 7/8" x 1-1/4" Hole Diameter: 3/16"
○ TPC ○	Overall Size: 1-3/16" x 2" Hole Spacing: 13/16" x 1-9/16" Hole Diameter: 1/4"
○ TPN ○	Overall Size: 1-1/2" x 1-1/2" Hole Spacing: 1" x 1" Hole Diameter: 13/64"

\*\*\* Code Number

### Mounting Options

**Grip Neck Stems**  
\*\*\*

5/16" x 1-9/16" **A60**  
5/16" x 1-9/16" **A70**

**Friction Ring Stems**  
\*\*\*

7/16" x 1-3/8" **D22**  
3/8" x 1" **G16**

**Threaded Stems**  
\*\*\*

5/16" - 18 x 1" **M16**

Replace the \*\*\* with the Plate or Stem Code Number to achieve the final part number.

## TN Series Nylon Hooded Twin Swivel Casters

- Meets or Exceeds Industry Seating Standards (2" & 2-1/2" only)
- Furniture
- Displays
- Office Equipment



Wheel Diameter Inch / (mm)	Caster Width Inch / (mm)	Load Rating <sup>2</sup> Lbs. / Kg.	Wheel Color	Caster Finish	Wheel Material	Overall Height <sup>1</sup> (Reference Only)	Mounting Options	Part Numbers
1-3/8" (35mm)	1-7/16" (36.5mm)	35 lbs (15 kg)	Black	Black	Nylon	1-3/4" (44mm) 1-7/8" (47mm)	Stems - A70, G16, K16, M12 Plates - TPA, TPN	TN035ABLX***XXX TN035ABLX***XXX
1-5/8" (40mm)	1-9/16" (40mm)	40 lbs (18 kg)	Black	Black	Nylon	1-15/16" (49mm) 2-1/4" (57mm)	Stems - A70, D22, G16, K16, M12 Plates - TPA, TPB, TPC, TPN	TN040ABLX***XXX TN040ABLX***XXX
2" (50mm)	1-13/16" (46mm)	75 lbs (34 kg)	Black	Black	Nylon	2-7/16" (62mm) 2-5/8" (67mm)	Stems - A70, D22, G16, K16, M12 Plates - TPB, TPC, TLE, TPN	TN050ABLX***XXX TN050ABLX***XXX
2-1/2" (60mm)	2" (50mm)	90 lbs (40 kg)	Black	Black	Nylon	2-3/4" (70mm) 2-15/16" (75mm)	Stems - A70, D22, G16, K16, M12 Plates - TPB, TPC, TLE, TPN	TN060ABLX***XXX TN060ABLX***XXX

Additional colors available - **Polyurethane tread is also available** - Additional mounting options and lengths are available - Brake versions are available. Contact factory for specifications.

## "TS" Series Nylon Hooded Twin Wheel Casters with Decorative Metal Shield

- Meets or Exceeds Industry Seating Standards (2" & 2-1/2" only)
- Medical Equipment
- Displays
- Office Equipment
- Store Fixtures



Wheel Diameter Inch / (mm)	Caster Width Inch (mm)	Load Rating <sup>2</sup> Lbs. / Kg.	Wheel Color	Wheel Material	Overall Height <sup>1</sup> (Reference Only)	Caster Finish	Mounting Options	Part Numbers
1-5/8" (41mm)	1-9/16" (40)	40 lbs (18 kg)	Black	Nylon	1-15/16" (49mm) 2-1/4" (57mm)	Stainless Steel Stainless Steel	Stems - A70, D22, G16, K16, M12 Plates - TPA, TPC, TPN	TS040ABLA***XXX TS040ABLA***XXX
2" (50mm)	1-13/16" (46mm)	75 lbs (34 kg)	Black	Nylon	2-7/16" (62mm) 2-5/8" (67mm)	Stainless Steel Stainless Steel	Stems - A70, D22, G16, K16, M12 Plates - TPC, TLE, TPN	TS050ABLA***XXX TS050ABLA***XXX
2-1/2" (64mm)	2" (50mm)	90 lbs (41 kg)	Black	Nylon	2-3/4" (70mm) 2-15/16" (75mm)	Stainless Steel Stainless Steel	Stems - D22, G16, K16, M12 Plates - TPC, TLE, TPN	TS060ABLA***XXX TS060ABLA***XXX

Brass finish available - Brake versions are available - **Polyurethane tread is also available** - Contact factory for part numbers.  
 1. Overall heights are nominal. For exact dimensions and tolerances, please contact factory and request samples to determine fitness for use in your application.  
 2. Always load test your caster to your required application to determine fitness for use.

	Overall Size: 1-1/4" x 1-5/8" Hole Spacing: 7/8" x 1-1/4" Hole Diameter: 3/16"
	Overall Size: 1-1/2" x 2-1/8" Hole Spacing: 1" x 1-5/8" Hole Diameter: 1/4"
	Overall Size: 1-3/16" x 2" Hole Spacing: 13/16" x 1-9/16" Hole Diameter: 1/4"
	Overall Size: 1-1/2" x 1-1/2" Hole Spacing: 1" x 1" Hole Diameter: 13/64"
	Overall Size: 1-3/4" x 3" Hole Spacing: 1-1/16" x 2-1/4" Hole Diameter: 9/32"

\*\*\* Code Number

### Mounting Options



Grip Neck Stems	***
5/16" x 1-9/16"	A70



Friction Ring Stems	***
7/16" x 1-3/8"	D22
3/8" x 1"	G16



Threaded Stems	***
3/8 - 16 x 1	K16
5/16 - 18 x 3/4	M12

Replace the \*\*\* with the Plate or Stem Code Number to achieve the final part number.

## MH Series Hooded Twin Wheel Casters with Decorative Die Cast Hood

- Meets or Exceeds Industry Seating Standards
- Medical Equipment
- Displays
- Office Equipment
- Store Fixtures



Wheel Diameter Inch / (mm)	Caster Width Inch (mm)	Load Rating <sup>2</sup> Lbs. / Kg.	Caster Finish (Body)	Wheel Material	Overall Height <sup>1</sup> (Reference Only)	Caster Finish	Mounting Options	Part Numbers
2" (50mm)	1-11/16" (43mm)	75 lbs (34 kg)	Black	Nylon	2-3/8" (60mm)	Chrome	Stems - A70, D22, G16, K16, M12	MH050ABLC***XX0
					2-5/8" (67mm)	Chrome	Plates - TPC, TLE, TPN	MH050ABLC***XX0
2-1/2" (60mm)	2" (50mm)	90 lbs (40 kg)	Black	Nylon	2-11/16" (68mm)	Chrome	Stems - A70, D22, G16, K16, M12	MH060ABLC***XX0
					2-15/16" (75mm)	Chrome	Plates - TPA, TPC, TLE, TPN	MH060ABLC***XX0

Black, Brass, and Antique finishes available - **Polyurethane Tread is also available** - Brake versions are available - Contact factory for part numbers.  
 1. Overall heights are nominal. For exact dimensions and tolerances, please contact factory and request samples to determine fitness for use in your application.  
 2. Always load test your caster to your required application to determine fitness for use.

## NV Series Swivel Casters Features a Narrow Profile, Riveted Axle

- Medical Equipment
- Displays
- Computer Equipment
- Store Fixtures



Wheel Diameter Inch / (mm)	Caster Width Inch (mm)	Load Rating <sup>2</sup> Lbs. / Kg.	Wheel Color	Caster Finish	Wheel Material	Overall Height <sup>1</sup> (Reference Only)	Mounting Options	Part Numbers
2" (50mm)	1-5/8" (41mm)	75 lbs (34 kg)	Gray w/ Side Disks	Gray	Nylon	2-11/16" (68mm)	Stems - A70, D22, G16, K16, M12	NV050AYYX***XX
						2-7/8" (73mm)	Plates - TPC, TLE, TPN	NV050AYYX***XX
2-1/2" (60mm)	1-3/4" (46mm)	75 lbs (34 kg)	Gray w/ Side Disks	Gray	Nylon	3-1/16" (78mm)	Stems - A70, D22, G16, K16, M12	NV060AYYX***XX
						3-1/4" (83mm)	Plates - TPC, TLE, TPN	NV060AYYX***XX
3" (75mm)	1-7/8" (48mm)	90 lbs (40 kg)	Gray w/ Side Disks	Gray	Nylon	3-5/8" (92mm)	Stems - A70, D22, G16, K16, M12	NV075AYYX***XX
						3-15/16" (100mm)	Plates - TPC, TLE, TPN	NV075AYYX***XX

Black and additional colors available - Additional finishes available - **Polyurethane tread is also available (2-1/2" & 3" only)** - Brake versions are available - Additional mounting options and lengths are available - Contact factory for specifications.  
 1. Overall heights are nominal. For exact dimensions and tolerances, please contact factory and request samples to determine fitness for use in your application.  
 2. Always load test your caster to your required application to determine fitness for use.



Overall Size: 1-1/4" x 1-5/8"  
 Hole Spacing: 7/8" x 1-1/4"  
 Hole Diameter: 3/16"



Overall Size: 1-3/16" x 2"  
 Hole Spacing: 13/16" x 1-9/16"  
 Hole Diameter: 1/4"



Overall Size: 1-1/2" x 1-1/2"  
 Hole Spacing: 1" x 1"  
 Hole Diameter: 13/64"



Overall Size: 1-3/4" x 3"  
 Hole Spacing: 1-1/16" x 2-1/4"  
 Hole Diameter: 9/32"

\*\*\* Code Number

### Mounting Options



Friction Ring Stems  
 \*\*\*  
 7/16" x 1-3/8" **D22**  
 3/8" x 1" **G16**



Grip Neck Stems  
 \*\*\*  
 5/16" x 1-9/16" **A70**



Threaded Stems  
 \*\*\*  
 3/8" - 16 x 1" **K16**  
 5/16" - 18 x 3/4" **M12**

Replace the \*\*\* with the Plate or Stem Code Number to achieve the final part number.

## 00 Series Swivel Open Twin Wheel Casters

- Medical Equipment
- Displays
- Office Equipment
- Store Fixtures
- Institutional Furniture



Wheel Diameter Inch / (mm)	Caster Width Inch (mm)	Load Rating Lbs. / Kg. <sup>2</sup>	Wheel Color	Caster Finish	Wheel Material	Overall Height (Reference Only) <sup>1</sup>	Mounting Options	Part Numbers
2-1/2" (63mm)	2-5/16" (59mm)	90 lbs (41 kg)	Black	Black	Nylon	2-3/4" (70mm)	Stems - A10, D22, H16, K16, Plates - TLE, TPN	00060ABLX***XXX 00060ABLX***XXX
3" (75mm)	2-7/16" (62mm)	125 lbs (57 kg)	Black	Black	Nylon	3-3/16" (81mm)	Stems - A10, D22, H16, K16, Plates - T56, TLE, TPN	00075ABLX***XXX 00075ABLX***XXX
4" (100mm)	2-15/16" (75mm)	140 lbs (63 kg)	Black	Black	Nylon	4-1/4" (108mm)	Stems - A10, D22, H16, K16, Plates - T56, TLE, TPN	00100ABLX***XXX 00100ABLX***XXX
5" (125mm)	3-7/16" (87mm)	150 lbs (68 kg)	Black	Black	Nylon	5-5/16" (135mm)	Stems - A10, D22, H16, K16, Plates - T56, TLE, TPN	00125ABLX***XXX 00125ABLX***XXX
2-1/2" (63mm)	2-5/16" (59mm)	90 lbs (41 kg)	Black	Black	Polyurethane Tread	2-3/4" (70mm)	Stems - A10, D22, H16, K16, Plates - T56, TLE, TPN	00060QBBX***XXX 00060QBBX***XXX
3" (75mm)	2-7/16" (62mm)	125 lbs (57 kg)	Black	Black	Polyurethane Tread	3-3/16" (81mm)	Stems - A10, D22, H16, K16, Plates - T56, TLE, TPN	00075QBBX***XXX 00075QBBX***XXX
4" (100mm)	2-15/16" (75mm)	140 lbs (63 kg)	Black	Black	Polyurethane Tread	4-1/4" (108mm)	Stems - A10, D22, H16, K16, Plates - T56, TLE, TPN	00100QBBX***XXX 00100QBBX***XXX
5" (125mm)	3-7/16" (87mm)	150 lbs (68 kg)	Black	Black	Polyurethane Tread	5-5/16" (135mm)	Stems - A10, D22, H16, K16, Plates - T56, TLE, TPN	00125QBBX***XXX 00125QBBX***XXX

Additional colors available - Additional finishes available - Additional mounting options and lengths are available - Brake versions are available - Contact factory for specifications.

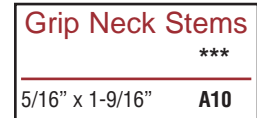
1. Overall heights are nominal. For exact dimensions and tolerances, please contact factory and request samples to determine fitness for use in your application.
2. Always load test your caster to your required application to determine fitness for use.



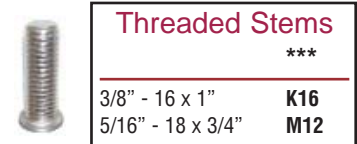
Overall Size: 1-1/2" x 1-1/2"  
Hole Spacing: 1" x 1"  
Hole Diameter: 13/64"

\*\*\* Code Number

### Mounting Options



Overall Size: 1-3/4" x 3"  
Hole Spacing: 1-1/16" x 2-1/4"  
Hole Diameter: 9/32"



Overall Size: 2-1/8" x 2-1/2"  
Hole Spacing: 1-5/8" x 2"  
Hole Diameter: 5/16"

Replace the \*\*\* with the Plate or Stem Code Number to achieve the final part number.

## W9 Series Ro-To Fix Spring Cup Casters

- Recessed Mount Design
- Low Profile
- Easy Installation
- Superior Load Capacity



Overall Rim Dia. Inch / (mm)	Hole Diameter Inch / (mm)	Load Rating <sup>2</sup> Lbs. / Kg.	Insertion Depth	Material Thickness	Wheel Material	Overall Height (Reference Only) <sup>1</sup>	Part Numbers
4-3/32" (104mm)	3-3/8" (86mm)	165 lbs (75 kg)	3/4" (19mm)	0.063" (1.6mm)	Nylon	3/4" (19mm)	W9035ABLXFTCXXX
4-3/32" (104mm)	3-3/8" (86mm)	165 lbs (75 kg)	3/4" (19mm)	0.063" (1.6mm)	Nylon Core / Soft Rubber Tread	3/4" (19mm)	W9035RBYXFTCXXX
4-3/32" (104mm)	3-3/8" (86mm)	165 lbs (75 kg)	3/4" (19mm)	0.063" (1.6mm)	Nylon Core / PU Tread	3/4" (19mm)	W9035QBBXFTCXXX
2-15/16" (75mm)	2-1/2" (64mm)	75 lbs (34 Kg)	5/8" (16mm)	0.125" (3mm)	Nylon	31/32" (25mm)	8F000395094

## W8 & W9 Swivel Casters Feature a Substantial Load Rating in an Ultra-Low Profile Wheel

- File Cabinets
- Furniture
- Displays
- Ottoman



Wheel Diameter Inch / (mm)	Caster Width Inch (mm)	Load Rating <sup>2</sup> Lbs. / Kg.	Wheel Color	Caster Finish	Wheel Material	Overall Height <sup>1</sup> (Reference Only)	Mounting Options	Part Numbers
1-3/8" (35mm)	1-11/16" (43mm)	154 lbs (70 kg)	Black	Black	Nylon	1-3/4" (45mm) 2" (50mm)	Stem - M08 Plate - TPN	W8035ABLX***XXX W8035ABLX***XXX
1-3/8" (35mm)	1-11/16" (43mm)	154 lbs (70 kg)	Black	Black	Polyurethane	1-3/4" (45mm) 2" (50mm)	Stem - M08 Plate - TPN	W8035QBBX***XXX W8035QBBX***XXX
1-3/8" (35mm)	1-11/16" (43mm)	154 lbs (70 kg)	Black	Black	TPR Rubber	1-3/4" (45mm) 2" (50mm)	Stem - M08 Plate - TPN	W8035RBLX***XXX W8035RBLX***XXX
1-3/8" (35mm)	1-11/16" (43mm)	154 lbs (70 kg)	Black	Black	Nylon	1-1/2" (38mm) 1-11/16" (42.5mm)	Stem - M08 Plate - TPN	W9035ABLX***XXX W9035ABLX***XXX
1-3/8" (35mm)	1-11/16" (43mm)	154 lbs (70 kg)	Black	Black	Polyurethane	1-1/2" (38mm) 1-11/16" (42.5mm)	Stem - M08 Plate - TPN	W9035QBBX***XXX W9035QBBX***XXX
1-3/8" (35mm)	1-11/16" (43mm)	154 lbs (70 kg)	Black (Gray Tread)	Black	TPR Rubber	1-1/2" (38mm) 1-11/16" (42.5mm)	Stem - M08 Plate - TPN	W9035RBLX***XXX W9035RBLX***XXX

Additional colors available - Additional finishes available - Additional mounting options and lengths are available - Contact factory for specifications.

1. Overall heights are nominal. For exact dimensions and tolerances, please contact factory and request samples to determine fitness for use in your application.


2. Always load test your caster to your required application to determine fitness for use.

## EU Series Swivel Casters w/ Zinc Die Cast Hooded Body

- Modern Furniture
- Displays
- Medical Equipment
- Store Fixtures
- Beauty Shops



Wheel Diameter Inch / (mm)	Tread Width Inch (mm)	Load Rating <sup>2</sup> Lbs. / Kg.	Wheel Color	Caster Finish	Wheel Material	Overall Height <sup>1</sup> (Reference Only)	Mounting Options	Part Numbers
3-5/32" (80mm)	1-11/16" (43mm)	75 lbs (35 kg)	BlackTread Gray hub	Gray	Polyurethane Tread	3-15/16" (100mm)	Plates - K16, H16, D22 Plate TLE	EU080QEB2H16XXX EU080QEB2D22XXX



Overall Size: 1-1/2" x 1-1/2"  
Hole Spacing: 1" x 1"  
Hole Diameter: 13/64"



Overall Size: 1-3/16" x 2"  
Hole Spacing: 13/16" x 1-9/16"  
Hole Diameter: 1/4"



Overall Size: 1-3/4" x 3"  
Hole Spacing: 1-1/16" x 2-1/4"  
Hole Diameter: 9/32"

\*\*\* Code  
Number

### Mounting Options



Grip Neck Stems  
\*\*\*  
5/16" x 1-9/16" **A70**



Friction Ring Stems  
\*\*\*  
7/16" x 1-3/8" **D22**  
3/8" x 1" **G16**



Round Stems  
\*\*\*  
7/16" x 1-29/32" **E30**



Threaded Stems  
\*\*\*  
3/8" - 16 x 1" **K16**  
1/2" - 13 x 1" **H16**  
5/16" - 18 x 1/2" **M08**  
5/16" - 18 x 3/4" **M16**

Replace the \*\*\* with the Plate or Stem Code Number to achieve the final part number.

## IC Series Swivel Casters Offer the Highest Performance When Frequent Movement is Required

- Office Furniture
- Medical Equipment
- Store Fixtures
- Mop Buckets and Maintenance Equipment



Wheel Diameter Inch / (mm)	Tread Width Inch (mm)	Load Rating <sup>2</sup> Lbs. / Kg.	Wheel Color	Caster Finish	Wheel Material	Overall Height <sup>1</sup> (Reference Only)	Mounting Options	Swivel Part Numbers
2" (50mm)	3/4" (19mm)	75 lbs (34 kg)	Black	Zinc	Polyolefin	2-1/2" (63mm) 2-5/8" (65mm)	Stems - A70, D22, E30, G16, K16, M16 Plates - TPC, TLE	IC050ABLZ***XXX IC050ABLZ***XXX
2-1/2" (63mm)	13/16" (21mm)	75 lbs (34 kg)	Black	Zinc	Polyolefin	3" (78mm) 3-3/16" (81mm)	Stems - A70, D22, E30, G16, K16, M16 Plates - TPC, TLE	IC063ABLZ***XXX IC063ABLZ***XXX
3" (75mm)	13/16" (21mm)	75 lbs (34 kg)	Black	Zinc	Polyolefin	3-9/16" (90mm) 3-21/32" (93mm)	Stems - A70, D22, E30, G16, K16, M16 Plates - TPC, TLE	IC076ABLZ***XXX IC076ABLZ***XXX
2" (50mm)	3/4" (19mm)	75 lbs (34 kg)	Black	Zinc	Soft Rubber	2-1/2" (63mm) 2-5/8" (65mm)	Stems - A70, D22, E30, G16, K16, M16 Plates - TPC, TLE	IC0502BLZ***XXX IC0502BLZ***XXX
2-1/2" (63mm)	13/16" (21mm)	75 lbs (34 kg)	Black	Zinc	Soft Rubber	3" (78mm) 3-3/16" (81mm)	Stems - A70, D22, E30, G16, K16, M16 Plates - TPC, TLE	IC0632BLZ***XXX IC0632BLZ***XXX
3" (75mm)	13/16" (21mm)	75 lbs (34 kg)	Black	Zinc	Soft Rubber	3-9/16" (90mm) 3-21/32" (93mm)	Stems - A70, D22, E30, G16, K16, M16 Plates - TPC, TLE	IC0762BLZ***XXX IC0762BLZ***XXX

## IH Series Hooded Swivel Casters Offer the Highest Performance When Frequent Movement is Required

- Office Furniture
- Medical Equipment
- Store Fixtures
- Mop Buckets and Maintenance Equipment



Wheel Diameter Inch / (mm)	Tread Width Inch (mm)	Load Rating <sup>2</sup> Lbs. / Kg.	Wheel Color	Caster Finish	Wheel Material	Overall Height <sup>1</sup> (Reference Only)	Mounting Options	Swivel Part Numbers
2-1/2" (63mm)	13/16" (21mm)	75 lbs (34 kg)	Black	Zinc	Polyolefin	3" (78mm) 3-3/16" (81mm)	Stems - A70, D22, E30, G16, K16, M16 Plates - TPC, TLE	IH063ABLZ***XXX IH063ABLZ***XXX
2-1/2" (63mm)	13/16" (21mm)	75 lbs (34 kg)	Black	Zinc	Soft Rubber	3" (78mm) 3-3/16" (81mm)	Stems - A70, D22, E30, G16, K16, M16 Plates - TPC, TLE	IH0632BLZ***XXX IH0632BLZ***XXX

Additional finishes, wheel materials, and mounting options are available - Contact factory for specifications.

Options: Side Brake Nut and Bolt Axles Hex Top cap Rigid with Top Plate.

1. Overall heights are nominal. For exact dimensions and tolerances, please contact factory and request samples to determine fitness for use in your application.

2. Always load test your caster to your required application to determine fitness for use.



Overall Size: 1-3/16" x 2"  
Hole Spacing: 13/16" x 1-9/16"  
Hole Diameter: 1/4"



Overall Size: 1-3/4" x 3"  
Hole Spacing: 1-1/16" x 2-1/4"  
Hole Diameter: 9/32"



**Grip Neck Stems**  
\*\*\*  
5/16" x 1-9/16" **A70**

\*\*\* Code Number

### Mounting Options



**Friction Ring Stems**  
\*\*\*  
7/16" x 1-3/8" **D22**  
3/8" x 1" **G16**



**Round Stems**  
\*\*\*  
7/16" x 1-29/32" **E30**



**Threaded Stems**  
\*\*\*  
3/8" - 16 x 1" **K16**  
5/16" - 18 x 3/4" **M16**

Replace the \*\*\* with the Plate or Stem Code Number to achieve the final part number.

## 3S & 3R Series Swivel/Rigid Casters for Light and Medium Duty Institutional Applications

- Service Baskets and Carts
- Small Tool Boxes
- Displays
- Garment Racks



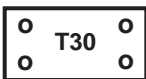
Wheel Diameter Inch / (mm)	Tread Width Inch (mm)	Load Rating <sup>2</sup> Lbs. / Kg.	Wheel Color	Caster Finish	Wheel Material	Overall Height <sup>1</sup> (Reference Only)	Mounting Options	Swivel Part Numbers
3" (75mm)	13/16" (21mm)	135 lbs (61 kg)	Black	Zinc	Polyolefin	3-15/16" (100mm) 4-1/16" (102mm)	Stems - D22, E30, F16, H16 Plates - T30, TLE	3S076ABLZ***XXX 3S076ABLZ***XXX
4" (100mm)	15/16" (24mm)	135 lbs (61 kg)	Black	Zinc	Polyolefin	5-3/16" (130mm) 5-1/4" (133mm)	Stems - D22, E30, F16, H16 Plates - T30, TLE	3S101ABLZ***XXX 3S101ABLZ***XXX
5" (125mm)	15/16" (24mm)	135 lbs (61 kg)	Black	Zinc	Polyolefin	5-15/16" (150mm) 6-1/16" (153mm)	Stems - D22, E30, F16, H16 Plates - T30, TLE	3S127ABLZ***XXX 3S127ABLZ***XXX
3" (75mm)	13/16" (21mm)	125 lbs (57 kg)	Black	Zinc	Soft Rubber	3-15/16" (100mm) 4-1/16" (102mm)	Stems - D22, E30, F16, H16 Plates - T30, TLE	3S0762BLZ***XXX 3S0762BLZ***XXX
4" (100mm)	15/16" (24mm)	125 lbs (57 kg)	Black	Zinc	Soft Rubber	5-3/16" (130mm) 5-1/4" (133mm)	Stems - D22, E30, F16, H16 Plates - T30, TLE	3S1012BLZ***XXX 3S1012BLZ***XXX
5" (125mm)	15/16" (24mm)	125 lbs (57 kg)	Black	Zinc	Soft Rubber	5-15/16" (150mm) 6-1/16" (153mm)	Stems - D22, E30, F16, H16 Plates - T30, TLE	3S1272BLZ***XXX 3S1272BLZ***XXX
3" (75mm)	13/16" (21mm)	135 lbs (61 kg)	Black	Zinc	Hard Rubber	3-15/16" (100mm) 4-1/16" (102mm)	Stems - D22, E30, F16, H16 Plates - T30, TLE	3S0766BLZ***XXX 3S0766BLZ***XXX
4" (100mm)	15/16" (24mm)	135 lbs (61 kg)	Black	Zinc	Hard Rubber	5-3/16" (130mm) 5-1/4" (133mm)	Stems - D22, E30, F16, H16 Plates - T30, TLE	3S1016BLZ***XXX 3S1016BLZ***XXX
5" (125mm)	15/16" (24mm)	135 lbs (61 kg)	Black	Zinc	Hard Rubber	5-15/16" (150mm) 6-1/16" (153mm)	Stems - D22, E30, F16, H16 Plates - T30, TLE	3S1276BLZ***XXX 3S1276BLZ***XXX
<b>Rigid Only</b>								
3" (75mm)	13/16" (21mm)	135 lbs (61 kg)	Black	Zinc	Polyolefin	5-15/16" (150mm) 6-1/16" (153mm)	Plate - T30	3R076ABLZT30XXX
4" (100mm)	15/16" (24mm)	125 lbs (57 kg)	Black	Zinc	Soft Rubber	5-15/16" (150mm) 6-1/16" (153mm)	Plate - T30	3R1012BLZT30XXX
5" (125mm)	15/16" (24mm)	135 lbs (61 kg)	Black	Zinc	Hard Rubber	5-15/16" (150mm) 6-1/16" (153mm)	Plate - T30	3R1276BLZT30XXX

Additional colors available - Additional finishes also available - **Additional wheel types also available** - Additional mounting options are available - Contact factory for specifications - Options: Side Brake Nut and Bolt Axles Hex Top Cap Rigid with Top Plate.

1. Overall heights are nominal. For exact dimensions and tolerances, please contact factory and request samples to determine fitness for use in your application.
2. Always load test your caster to your required application to determine fitness for use.



Overall Size: 1-3/4" x 3"  
Hole Spacing: 1-1/16" x 2-1/4"  
Hole Diameter: 9/32"



Overall Size: 2-3/4" x 3-5/8"  
Hole Spacing: 1-3/4" x 2-7/8" to 3"  
Hole Diameter: 11/32" x 1/2"

\*\*\* Code Number

### Mounting Options



#### Friction Ring Stems

\*\*\*  
7/16" x 1-3/8" **D22**



#### Round Stems

\*\*\*  
7/16" x 1-29/32" **E30**



#### Threaded Stems

\*\*\*  
7/16" - 14 x 1" **F16**  
1/2" - 13 x 1" **H16**

Replace the \*\*\* with the Plate or Stem Code Number to achieve the final part number.

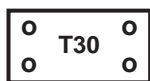
## 3D Series Dual Wheel Swivel Casters

- Business Machines
- Pianos
- Low Profile Displays
- Hollow Kingpin 12mm



Wheel Diameter Inch / (mm)	Tread Width Inch (mm)	Load Rating <sup>2</sup> Lbs. / Kg.	Wheel Color	Caster Finish	Wheel Material	Overall Height <sup>1</sup> (Reference Only)	Mounting Options	Swivel Part Numbers
2" (50mm)	3/4" (19mm)	200 lbs (90 kg)	Black	Zinc	Polyolefin	2-13/16" (73mm) 3" (75mm)	Stems - D22, E30, F16, H16 Plates - T30, TLE	3D050ABLZ***XXX 3D050ABLZ***XXX
2" (50mm)	3/4" (19mm)	150 lbs (68 kg)	Black	Zinc	Soft Rubber	2-13/16" (73mm) 3" (75mm)	Stems - D22, E30, F16, H16 Plates - T30, TLE	3D0502BLZ***XXX 3D0502BLZ***XXX
2" (50mm)	3/4" (19mm)	200 lbs (90 kg)	Black	Zinc	Hard Rubber	2-13/16" (73mm) 3" (75mm)	Stems - D22, E30, F16, H16 Plates - T30, TLE	3D0506BLZ***XXX 3D0506BLZ***XXX
3" (75mm)	1" (25mm)	220 lbs (100 kg)	Light Gray	Zinc	TPR Rubber	4" (100mm) 4" (103mm)	Hollow Kingpin Plates - T30, TLE	3D075RGYZU12X5X 3D075RGYZ***XXX

Additional colors, finishes, mounting options, and side brakes available - **Additional wheel materials available** - Contact factory for specifications.  
 1. Overall heights are nominal. For exact dimensions and tolerances, please contact factory and request samples to determine fitness for use in your application.  
 2. Always load test your caster to your required application to determine fitness for use.



Overall Size: 2-3/4" x 3-5/8"  
 Hole Spacing: 1-3/4" x 2-7/8" to 3"  
 Hole Diameter: 11/32" x 1/2"



Overall Size: 1-3/4" x 3"  
 Hole Spacing: 1-1/16" x 2-1/4"  
 Hole Diameter: 9/32"

\*\*\* Code  
Number

### Mounting Options

Replace the \*\*\* with the Plate or Stem Code Number to achieve the final part number.

### Friction Ring Stems

	***
7/16" x 1-3/8"	D22
3/8" x 1"	G16



### Threaded Stems

	***
7/16" - 14 x 1"	F16
1/2" - 13 x 1"	H16



## Industrial Style Medium Duty Swivel Casters with Total Lock Brake Option

- Medical Equipment
- Mobile Work Stations
- Displays
- Office Equipment
- Factory Installed Threadguards



Wheel Diameter Inch / (mm)	Caster Width Inch (mm)	Load Rating <sup>2</sup> Lbs. / Kg.	Wheel Color	Caster Finish	Wheel Material	Overall Height <sup>1</sup> (Reference Only)	Mounting Options	Numbers Numbers
<b>Swivel Only</b>								
3" (75mm)	1-1/4" (32mm)	110 lbs (50 kg)	Light Gray	Zinc	TPR Rubber	4-3/16" (107mm)	Top Plate	8FC803H260011AV
4" (100mm)	1-1/4" (32mm)	175 lbs (80 kg)	Light Gray	Zinc	TPR Rubber	5-5/16" (135mm)	Top Plate	8FC804H260011AV
5" (125mm)	1-1/4" (32mm)	220 lbs (100 kg)	Light Gray	Zinc	TPR Rubber	6-5/16" (161mm)	Top Plate	8FC805H260011AV
<b>Swivel with Total-Lock Brake</b>								
3" (75mm)	1-1/4" (32mm)	110 lbs (50 kg)	Light Gray	Zinc	TPR Rubber	4-3/16" (107mm)	Top Plate	8FC803H2600F1AV
4" (100mm)	1-1/4" (32mm)	175 lbs (80 kg)	Light Gray	Zinc	TPR Rubber	5-5/16" (135mm)	Top Plate	8FC804H2600F1AV
5" (125mm)	1-1/4" (32mm)	220 lbs (100 kg)	Light Gray	Zinc	TPR Rubber	6-5/16" (161mm)	Top Plate	8FC805H2600F1AV
<b>Rigid</b>								
3" (75mm)	1-1/4" (32mm)	110 lbs (50 kg)	Light Gray	Zinc	TPR Rubber	4-3/16" (107mm)	Top Plate	8FC003H260011AV
4" (100mm)	1-1/4" (32mm)	175 lbs (80 kg)	Light Gray	Zinc	TPR Rubber	5-5/16" (135mm)	Top Plate	8FC004H260011AV
5" (125mm)	1-1/4" (32mm)	220 lbs (100 kg)	Light Gray	Zinc	TPR Rubber	6-5/16" (161mm)	Top Plate	8FC005H260011AV

**Polyurethane wheels available** - Additional mounting options are available - Hollow Kingpin version available - Contact factory for details.  
 1. Overall heights are nominal. For exact dimensions and tolerances, please contact factory and request samples to determine fitness for use in your application.  
 2. Always load test your caster to your required application to determine fitness for use.



Bolt Hole Spacing: 1.77" x 2.95" slotted to 2.05" x 2.84"  
 Mounting Bolt Size: 5/16" dia.  
 Overall Plate Size: 2-3/4" x 3-3/4"

## 1S & 1R Series 'Truck and Dolly' Casters

- Utility Trucks
- Laundry Carts
- Bread Trucks
- Canvas Basket Trucks
- Single Ball Raceway



Wheel Diameter Inch / (mm)	Caster Width Inch (mm)	Load Rating <sup>2</sup> Lbs. / Kg.	Wheel Color	Caster Finish	Wheel Material	Overall Height <sup>1</sup> (Reference Only)	Mounting Options	Part Numbers
3" (75mm)	1-1/4" (32mm)	250 lbs (114 kg)	Black	Zinc	Polyolefin	3-7/8" (98mm)	Plates - TTD, T30	1S076BBLZ***XXX
3" (75mm)	1-1/4" (32mm)	125 lbs (57 kg)	Black	Zinc	Soft Rubber	3-7/8" (98mm)	Plates - TTD, T30	1S0762BLZ***XXX
3" (75mm)	1-1/4" (32mm)	250 lbs (114 kg)	Black	Zinc	Hard Rubber	3-7/8" (98mm)	Plates - TTD, T30	1S0766BLZ***XXX
<b>Rigid Only</b>								
3" (75mm)	1-1/4" (32mm)	250 lbs. (114 kg)	Black	Zinc	Polyolefin	3-7/8" (98mm)	Plates - TTD	1R076BBLZTTDXXX
3" (75mm)	1-1/4" (32mm)	125 lbs (57 kg)	Black	Zinc	Soft Rubber	3-7/8" (98mm)	Plates - TTD	1R0762BLZTTDXXX
3" (75mm)	1-1/4" (32mm)	250 lbs (114 kg)	Black	Zinc	Hard Rubber	3-7/8" (98mm)	Plates - TTD	1R0766BLZTTDXXX

## 4S & 4R Series Swivel/Rigid Medium Duty Casters

- Tool Boxes
- Light Warehouse
- Stock Trucks
- Hotel Trucks



Wheel Diameter Inch / (mm)	Caster Width Inch (mm)	Load Rating <sup>2</sup> Lbs. / Kg.	Wheel Color	Caster Finish	Wheel Material	Overall Height <sup>1</sup> (Reference Only)	Mounting Options	Swivel Part Numbers
3"	1-1/4"	250 lbs	Black	Zinc	Polyolefin	4-1/16" (103mm)	Stems - D22, E30, H16	4S076BBLZ***XXX
(75mm)	(32mm)	(114 kg)				3-3/4" (96mm)	Plate - T40	4S076BBLZ***XXX
4"	1-1/4"	250 lbs	Black	Zinc	Polyolefin	4-15/16" (126mm)	Stems - D22, E30, H16	4S101BBLZ***XXX
(100mm)	(32mm)	(114 kg)				5-1/8" (130mm)	Plate - T40	4S101BBLZ***XXX
5"	1-3/8"	250 lbs	Black	Zinc	Polyolefin	6-1/16" (153mm)	Stems - D22, E30, H16	4S127BBLZ***XXX
(125mm)	(35mm)	(114 kg)				6-3/16" (157mm)	Plate - T40	4S127BBLZ***XXX
3"	1-1/4"	200 lbs	Black	Zinc	Soft	4-1/16" (103mm)	Stems - D22, E30, H16	4S0762BLZ***XXX
(75mm)	(32mm)	(90 kg)			Rubber	3-3/4" (96mm)	Plate - T40	4S0762BLZ***XXX
4"	1-1/4"	200 lbs	Black	Zinc	Soft	4-15/16" (126mm)	Stems - D22, E30, H16	4S1012BLZ***XXX
(100mm)	(32mm)	(90 kg)			Rubber	5-1/8" (130mm)	Plate - T40	4S1012BLZ***XXX
5"	1-3/8"	200 lbs	Black	Zinc	Soft	6-1/16" (153mm)	Stems - D22, E30, H16	4S1272BLZ***XXX
(125mm)	(35mm)	(90 kg)			Rubber	6-3/16" (157mm)	Plate - T40	4S1272BLZ***XXX
3"	1-1/4"	250 lbs	Black	Zinc	Hard	4-1/16" (103mm)	Stems - D22, E30, H16	4S0766BLZ***XXX
(75mm)	(32mm)	(114 kg)			Rubber	3-3/4" (96mm)	Plate - T40	4S0766BLZ***XXX
4"	1-1/4"	250 lbs	Black	Zinc	Hard	4-15/16" (126mm)	Stems - D22, E30, H16	4S1016BLZ***XXX
(100mm)	(32mm)	(114 kg)			Rubber	5-1/8" (130mm)	Plate - T40	4S1016BLZ***XXX
5"	1-3/8"	250 lbs	Black	Zinc	Hard	6-1/16" (153mm)	Stems - D22, E30, H16	4S1276BLZ***XXX
(125mm)	(35mm)	(114 kg)			Rubber	6-3/16" (157mm)	Plate - T40	4S1276BLZ***XXX
<b>Rigid Only</b>								
3"	1-1/4"	250 lbs	Black	Zinc	Polyolefin	3-3/4"	Plate - T40	4R076BBLZT40XXX
(75mm)	(32mm)	(114 kg)			Soft Rubber	(96mm)	Plate - T40	4R0762BLZT40XXX
					Hard Rubber		Plate - T40	4R0766BLZT40XXX
4"	1-1/4"	200 lbs	Black	Zinc	Polyolefin	5-1/8"	Plate - T40	4R101BBLZT40XXX
(100mm)	(32mm)	(90 kg)			Soft Rubber	(130mm)	Plate - T40	4R1012BLZT40XXX
					Hard Rubber		Plate - T40	4R1016BLZT40XXX
5"	1-3/8"	250 lbs	Black	Zinc	Polyolefin	6-3/16"	Plate - T40	4R127BBLZT40XXX
(125mm)	(35mm)	(114 kg)			Soft Rubber	(157mm)	Plate - T40	4R1272BLZT40XXX
					Hard Rubber		Plate - T40	4R1276BLZT40XXX

Mounting Options Found On Next Page

Toll Free: 877-282-1295 • Phone: 708-387-3090 • [www.haydockcasters.com](http://www.haydockcasters.com)

## 5S & 5R Series Swivel/Rigid Medium Duty Casters

- Automotive Testing Equipment
- School Equipment
- Stock Trucks
- Mobile Warehousing Equipment



Wheel Diameter Inch / (mm)	Tread Width Inch (mm)	Load Rating <sup>2</sup> Lbs. / Kg.	Wheel Color	Caster Finish	Wheel Material	Overall Height <sup>1</sup> (Reference Only)	Mounting Options	Swivel Part Numbers
3" (75mm)	1-1/4" (32mm)	275 lbs (125 kg)	Black	Zinc	Polyolefin	4-1/16" (103mm)	Stems - D22, E30, H16 Plate - T40	5S076BBLZ****XXX 5S076BBLZ****XXX
4" (100mm)	1-1/4" (32mm)	275 lbs (125 kg)	Black	Zinc	Polyolefin	4-15/16" (126mm)	Stems - D22, E30, H16 Plate - T40	5S101BBLZ****XXX 5S101BBLZ****XXX
5" (125mm)	1-3/8" (35mm)	275 lbs (125 kg)	Black	Zinc	Polyolefin	6-1/16" (153mm)	Stems - D22, E30, H16 Plate - T40	5S127BBLZ****XXX 5S127BBLZ****XXX
3" (75mm)	1-1/4" (32mm)	250 lbs (114 kg)	Black	Zinc	Soft Rubber	4-1/16" (103mm)	Stems - D22, E30, H16 Plate - T40	5S0762BLZ****XXX 5S0762BLZ****XXX
4" (100mm)	1-1/4" (32mm)	250 lbs (114 kg)	Black	Zinc	Soft Rubber	4-15/16" (126mm)	Stems - D22, E30, H16 Plate - T40	5S1012BLZ****XXX 5S1012BLZ****XXX
5" (125mm)	1-3/8" (35mm)	250 lbs (114 kg)	Black	Zinc	Soft Rubber	6-1/16" (153mm)	Stems - D22, E30, H16 Plate - T40	5S1272BLZ****XXX 5S1272BLZ****XXX
3" (75mm)	1-1/4" (32mm)	275 lbs (125 kg)	Black	Zinc	Hard Rubber	4-1/16" (103mm)	Stems - D22, E30, H16 Plate - T40	5S0766BLZ****XXX 5S0766BLZ****XXX
4" (100mm)	1-1/4" (32mm)	275 lbs (125 kg)	Black	Zinc	Hard Rubber	4-15/16" (126mm)	Stems - D22, E30, H16 Plate - T40	5S1016BLZ****XXX 5S1016BLZ****XXX
5" (125mm)	1-3/8" (35mm)	275 lbs (125 kg)	Black	Zinc	Hard Rubber	6-1/16" (153mm)	Stems - D22, E30, H16 Plate - T40	5S1276BLZ****XXX 5S1276BLZ****XXX
<b>Rigid Only</b>								
3" (75mm)	1-1/4" (32mm)	275 lbs (125 kg)	Black	Zinc	Polyolefin	3-3/4" (96mm)	Plate - T40	5R076BBLZT40XXX
		250 lbs (114 kg)	Black	Zinc	Soft Rubber		Plate - T40	5R0762BLZT40XXX
		275 lbs (125 kg)	Black	Zinc	Hard Rubber		Plate - T40	5R0766BLZT40XXX
4" (100mm)	1-1/4" (32mm)	275 lbs (125 kg)	Black	Zinc	Polyolefin	5-1/8" (130mm)	Plate - T40	5R101BBLZT40XXX
		250 lbs (114 kg)	Black	Zinc	Soft Rubber		Plate - T40	5R1012BLZT40XXX
		275 lbs (125 kg)	Black	Zinc	Hard Rubber		Plate - T40	5R1016BLZT40XXX
5" (125mm)	1-3/8" (35mm)	275 lbs (125 kg)	Black	Zinc	Polyolefin	6-3/16" (157mm)	Plate - T40	5R127BBLZT40XXX
		250 lbs (114 kg)	Black	Zinc	Soft Rubber		Plate - T40	5R1272BLZT40XXX
		275 lbs (125 kg)	Black	Zinc	Hard Rubber		Plate - T40	5R1276BLZT40XXX

Additional colors available - Additional finishes also available - **Additional wheel materials available** - Additional mounting options are available Contact factory for details.

Options: Side Brake Nut and Bolt Axles Rigid with Top Plate Wrap Around Brake.

1. Overall heights are nominal. For exact dimensions and tolerances, please contact factory and request samples to determine fitness for use in your application.

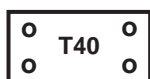
2. Always load test your caster to your required application to determine fitness for use.



Overall Size: 3-1/8" x 4-1/8"  
Hole Spacing: 2-3/8" x 3-7/16"  
Hole Diameter: 11/32" x 3/8"



Overall Size: 2-3/4" x 3-5/8"  
Hole Spacing: 1-3/4" x 2-7/8" to 3"  
Hole Diameter: 11/32" x 1/2"



Overall Size: 2-3/4" x 3-5/8"  
Hole Spacing: 1-3/4" x 2-7/8" to 3"  
Hole Diameter: 11/32" x 3/8"

\*\*\* Code  
Number

### Mounting Options



**Friction Ring Stems**  
\*\*\*  
7/16" x 1-3/8" **D22**



**Round Stems**  
\*\*\*  
7/16" x 1-29/32" **E30**



**Threaded Stems**  
\*\*\*  
1/2" - 13 x 1" **H16**

Replace the \*\*\* with the Plate or Stem Code Number to achieve the final part number.

## Light Duty Series

- Multiple Wheel Choices
- Pinch Style Brakes are Standard, Over-the-Wheel Brakes are Optional
- Expanding Stem Kits Available



Wheel Dia. X W (In.)	Load Rating <sup>2</sup> (Lbs.)	Wheel Color	Wheel Material	Wheel Bearing	Overall Height (In.) <sup>1</sup> (Reference Only)	Swivel Plate Part Number	Rigid Plate Part Number	Swivel Stem Part Number
3" x 1"	100 lbs	Gray	Flat TPR Rubber	Plain	3-3/4"	7F68B3P350001AM	7F6043P350001AM	7F69B9P350001**
4" x 1"	115 lbs	Gray	Flat TPR Rubber	Plain	4-3/4"	7F68B4P350001AM	7F6044P350001AM	7F69B5P350001**
5" x 1"	125 lbs	Gray	Flat TPR Rubber	Plain	5-3/4"	7F68B5P350001AM	7F6045P350001AM	7F69B6P350001**
3" x 1"	125 lbs	Gray	Polyurethane	Delrin	3-3/4"	7F68B3B560001AM	7F6043B560001AM	7F69B9B560001**
4" x 1"	150 lbs	Gray	Polyurethane	Delrin	4-3/4"	7F68B4B560001AM	7F6044B560001AM	7F69B5B560001**
5" x 1"	160 lbs	Gray	Polyurethane	Delrin	5-3/4"	7F68B5B560001AM	7F6045B560001AM	7F69B6B560001**
3" x 1"	125 lbs	Gray	Polyolefin	Plain	3-3/4"	7F68B31270001AM	7F60431270001AM	7F69B31270001**
4" x 1"	150 lbs	Gray	Polyolefin	Plain	4-3/4"	7F68B41270001AM	7F60441270001AM	7F69B41270001**
5" x 1"	150 lbs	Gray	Polyolefin	Plain	5-3/4"	7F68B51270001AM	7F60451270001AM	7F69B51270001**

Additional mounting options available - Contact factory for details.

1. Overall heights are nominal. For exact dimensions and tolerances, please contact factory and request samples to determine fitness for use in your application.

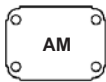
Swivel stem caster heights are 1/8" shorter than heights listed.

2. Always load test your caster to your required application to determine fitness for use.

\*\* Code Number

## Stem Mounting Options

### Swivel Plate



Overall Size: 2-3/8" x 3-5/8"  
 Hole Spacing: 1-3/4" x 2-11/16" to 3"  
 Bolt Diameter: 5/16"

### Rigid Plate



Overall Size: 2-11/16" x 3-5/8"  
 Hole Spacing: 1-3/4" x 2-11/16" to 3"  
 Bolt Diameter: 5/16"



### Friction Ring Stems

	**
7/16" x 1-3/8"	01
7/16" x 1-29/32" (1" Wheels Only)	03
0.845" x 2-3/16" (round)	73
0.860" x 2-3/16" (square) (1-1/4" Wheels Only)	31



### Threaded Stems

	**
1/2" - 13 x 1"	61
1/2" - 13 x 1-1/2"	10
1/2" - 13 x 2-3/4"	20

### Expanding Stems

	**
0.852" to 0.927"	E5
1.178" to 1.303"	E7
1.360" to 1.430"	E8
1.426" to 1.589"	E6



Replace the \*\* with the Stem Code Number to achieve the final part number.

## Medium Duty Series

- Dust Cover Standard
- Multiple Wheel Choices
- Over-the-Wheel Brakes Available
- Expanding Stem Kits Available



Swivel Plate



Rigid Plate



Swivel Stem

Wheel Dia. X W (In.)	Load Rating <sup>2</sup> (Lbs.)	Wheel Color	Wheel Material	Wheel Bearing	Overall Height (In.) <sup>1</sup> (Reference Only)	Swivel Plate Part Number	Rigid Plate Part Number	Swivel Stem Part Number
3" x 1-1/4"	200 lbs	Gray	Donut TPR Rubber	Ball	4-1/8"	7F08B3K520001AM	7F0343K520001AM	7F09B3K520001**
3" x 1-1/4"	200 lbs	Gray	Donut TPR Rubber	Delrin	4-1/8"	7F08B3B520001AM	7F0343B520001AM	7F09B3B520001**
3-1/2" x 1-1/4"	225 lbs	Gray	Donut TPR Rubber	Ball	4-5/8"	7F08B9K520001AM	7F0349K520001AM	7F09B9K520001**
3-1/2" x 1-1/4"	225 lbs	Gray	Donut TPR Rubber	Delrin	4-5/8"	7F08B9B520001AM	7F0349B520001AM	7F09B9B520001**
4" x 1-1/4"	250 lbs	Gray	Donut TPR Rubber	Ball	5-1/8"	7F08B4K520001AM	7F0344K520001AM	7F09B4K520001**
4" x 1-1/4"	250 lbs	Gray	Donut TPR Rubber	Delrin	5-1/8"	7F08B4B520001AM	7F0344B520001AM	7F09B4B520001**
5" x 1-1/4"	250 lbs	Gray	Donut TPR Rubber	Ball	6-1/4"	7F08B5K520001AM	7F0345K520001AM	7F09B5K520001**
5" x 1-1/4"	250 lbs	Gray	Donut TPR Rubber	Delrin	6-1/4"	7F08B5B520001AM	7F0345B520001AM	7F09B5B520001**
6" x 1-1/4"	300 lbs	Gray	Donut TPR Rubber	Ball	7-1/4"	7F08B6K520001AM	7F0346K520001AM	7F09B6K520001**
6" x 1-1/4"	300 lbs	Gray	Donut TPR Rubber	Delrin	7-1/4"	7F08B6B520001AM	7F0346B520001AM	7F09B6B520001**
3" x 1-1/4"	200 lbs	Gray	Flat TPR Rubber	Ball	4-1/8"	7F08B3K550001AM	7F0343K550001AM	7F09B9K550001**
3" x 1-1/4"	200 lbs	Gray	Flat TPR Rubber	Delrin	4-1/8"	7F08B3B550001AM	7F0343B550001AM	7F09B9B550001**
3-1/2" x 1-1/4"	250 lbs	Gray	Flat TPR Rubber	Ball	4-5/8"	7F08B9K550001AM	7F0349K550001AM	7F09B4K550001**
3-1/2" x 1-1/4"	250 lbs	Gray	Flat TPR Rubber	Delrin	4-5/8"	7F08B9B550001AM	7F0349B550001AM	7F09B4B550001**
4" x 1-1/4"	275 lbs	Gray	Flat TPR Rubber	Ball	5-1/8"	7F08B4K550001AM	7F0344K550001AM	7F09B5K550001**
4" x 1-1/4"	275 lbs	Gray	Flat TPR Rubber	Delrin	5-1/8"	7F08B4B550001AM	7F0344B550001AM	7F09B5B550001**
5" x 1-1/4"	300 lbs	Gray	Flat TPR Rubber	Ball	6-1/4"	7F08B5K550001AM	7F0345K550001AM	7F09B6K550001**
5" x 1-1/4"	300 lbs	Gray	Flat TPR Rubber	Delrin	6-1/4"	7F08B5B550001AM	7F0345B550001AM	7F09B6B550001**
6" x 1-1/4"	300 lbs	Gray	Flat TPR Rubber	Ball	7-1/4"	7F08B6K550001AM	7F0346K550001AM	7F09B6K550001**
6" x 1-1/4"	300 lbs	Gray	Flat TPR Rubber	Delrin	7-1/4"	7F08B6B550001AM	7F0346B550001AM	7F09B6B550001**
3" x 1-1/4"	250 lbs	Gray	Polyurethane	Ball	4-1/8"	7F08B3K560001AM	7F0343K560001AM	7F09B9K560001**
3" x 1-1/4"	250 lbs	Gray	Polyurethane	Delrin	4-1/8"	7F08B3B560001AM	7F0343B560001AM	7F09B9B560001**
3-1/2" x 1-1/4"	250 lbs	Gray	Polyurethane	Ball	4-5/8"	7F08B9K560001AM	7F0349K560001AM	7F09B4K560001**
3-1/2" x 1-1/4"	250 lbs	Gray	Polyurethane	Delrin	4-5/8"	7F08B9B560001AM	7F0349B560001AM	7F09B4B560001**
4" x 1-1/4"	275 lbs	Gray	Polyurethane	Ball	5-1/8"	7F08B4K560001AM	7F0344K560001AM	7F09B5K560001**
4" x 1-1/4"	275 lbs	Gray	Polyurethane	Delrin	5-1/8"	7F08B4B560001AM	7F0344B560001AM	7F09B5B560001**
5" x 1-1/4"	300 lbs	Gray	Polyurethane	Ball	6-1/4"	7F08B5K560001AM	7F0345K560001AM	7F09B6K560001**
5" x 1-1/4"	300 lbs	Gray	Polyurethane	Delrin	6-1/4"	7F08B5B560001AM	7F0345B560001AM	7F09B6B560001**
6" x 1-1/4"	300 lbs	Gray	Polyurethane	Ball	7-1/4"	7F08B6K560001AM	7F0346K560001AM	7F09B6K560001**
6" x 1-1/4"	300 lbs	Gray	Polyurethane	Delrin	7-1/4"	7F08B6B560001AM	7F0346B560001AM	7F09B6B560001**
3" x 1-1/4"	250 lb.	Black	Polyolefin	Plain	4-1/8"	7F08B31270001AM	7F03431270001AM	7F09B31270001**
3-1/2" x 1-1/4"	250 lbs	Black	Polyolefin	Plain	4-5/8"	7F08B91270001AM	7F03491270001AM	7F09B91270001**
4" x 1-1/4"	275 lbs	Black	Polyolefin	Plain	5-1/8"	7F08B41270001AM	7F03441270001AM	7F09B41270001**
5" x 1-1/4"	300 lbs	Black	Polyolefin	Plain	6-1/4"	7F08B51270001AM	7F03451270001AM	7F09B51270001**
6" x 1-1/4"	300 lbs	Black	Polyolefin	Plain	7-1/4"	7F08B61270001AM	7F03461270001AM	7F09B61270001**

Additional mounting options available - Contact factory for details.

1. Overall heights are nominal. For exact dimensions and tolerances, please contact factory and request samples to determine fitness for use in your application.

Swivel stem caster heights are 1/8" shorter than heights listed.

2. Always load test your caster to your required application to determine fitness for use.

Mounting Options Found On Previous Page.

## 3N Series Swivel Casters Featuring Total Lock & Directional-Lock Braking and European Styling

- Corrosion Resistant for Wash-Down Applications
- Medical Equipment
- Electronic Equipment
- Institutional Furniture
- Available in Total-Lock & Directional-Lock



Wheel Diameter Inch / (mm)	Caster Width Inch (mm)	Load Rating <sup>2</sup> Lbs. / Kg.	Wheel Color	Caster Finish	Wheel Material	Overall Height <sup>1</sup> (Reference Only)	Mounting Options	Part Numbers
<b>Swivel</b>								
3" (75mm)	1-1/8" (28mm)	110 lbs (50 kg)	Light Gray	White/ Gray	TPR Rubber	5-1/8" (130mm) 4-13/16" (123mm)	Plate Threaded Stem	Special Order Special Order
4" (100mm)	1-3/16" (30mm)	125 lbs (57 kg)	Light Gray	White/ Gray	TPR Rubber	6-5/16" (160mm) 5-15/16" (151mm)	Plate Threaded Stem	Special Order Special Order
5" (125mm)	1-1/4" (32mm)	140 lbs (63 kg)	Light Gray	White/ Gray	TPR Rubber	7-1/4" (185mm) 7" (178mm)	Plate Threaded Stem	Special Order Special Order

Additional colors available - Additional finishes available - Additional mounting options are available - Contact factory for specifications.

1. Overall heights are nominal. For exact dimensions and tolerances, please contact factory and request samples to determine fitness for use in your application.
2. Always load test your caster to your required application to determine fitness for use.

## 3I Series Swivel Casters Featuring Total Lock Braking

- Corrosion Resistant for Wash-Down Applications
- Medical Equipment
- Electronic Equipment
- Institutional Furniture
- Available in Total-Lock




Wheel Diameter Inch / (mm)	Caster Width Inch (mm)	Load Rating <sup>2</sup> Lbs. / Kg.	Wheel Color	Caster Finish	Wheel Material	Overall Height <sup>1</sup> (Reference Only)	Mounting Options	Part Numbers
<b>Swivel Only</b>								
4" (100mm)	1-1/4" (32mm)	125 lbs (57 kg)	Light Gray	White/ Gray	TPR Rubber	5-7/8" (148mm) 5-3/4" (145mm)	Plate Threaded Stem	Special Order Special Order
5" (125mm)	1-3/8" (35mm)	140 lbs (63 kg)	Light Gray	White/ Gray	TPR Rubber	6-13/16" (172mm) 6-3/4" (170mm)	Plate Threaded Stem	Special Order Special Order

Additional colors available - Additional finishes available - Additional mounting options are available - Contact factory for specifications.

1. Overall heights are nominal. For exact dimensions and tolerances, please contact factory and request samples to determine fitness for use in your application.
2. Always load test your caster to your required application to determine fitness for use.

## Mounting Options



Overall Size: 90mm x 90mm  
Hole Spacing: 71mm x 71mm to 68mm x 68mm  
Slot Size: 10.5mm x 13.5mm



**Threaded Stems**  
1/2" - 13 x 1"  
M12 x 25  
M16 x 25

Other Mounting Options Available, Contact Factory

## Navigator Wheel Series

- Food Service
- Healthcare
- Material Handling
- Side Pinch Brake Option



Internal Springs



TPR Rubber Swivel



Polyurethane Swivel w/Brake

Wheel Dia. X W (In.)	Caster Type	Load Rating <sup>2</sup> (Lbs.)	Wheel Color	Caster Finish	Wheel Material	Overall Height <sup>2</sup> (In.) (Reference Only)	Mount Hole Spacing (In.)	Part Numbers
6 x 2"	Swivel	200 lbs	Gray	Zinc	TPR Rubber	7-1/2"	2-5/8" x 3-5/8" slotted to 3" x 3"	8W8806Z26000190
6 x 2"	Swivel w/ Brake	200 lbs	Gray	Zinc	TPR Rubber	7-1/2"	2-5/8" x 3-5/8" slotted to 3" x 3"	8W8806Z26002190
6 x 2"	Rigid	200 lbs	Gray	Zinc	TPR Rubber	7-1/2"	2-5/8" x 3-5/8" slotted to 3" x 3"	1F8306Z26000190
6 x 2"	Swivel	200 lbs	Gray	Zinc	TPR Rubber	7-1/2"	1-3/4" x 2-7/8" slotted to 3"	4F8806Z260001AR
6 x 2"	Swivel w/ Brake	200 lbs	Gray	Zinc	TPR Rubber	7-1/2"	1-3/4" x 2-7/8" slotted to 3"	4F8806Z260021AR
6 x 2"	Rigid	200 lbs	Gray	Zinc	TPR Rubber	7-1/2"	1-3/4" x 2-7/8" slotted to 3"	4F8306Z260001AR
6 x 2"	Swivel	200 lbs	Red	Zinc	Polyurethane	7-1/2"	2-5/8" x 3-5/8" slotted to 3" x 3"	8W8806Z25000190
6 x 2"	Swivel w/ Brake	200 lbs	Red	Zinc	Polyurethane	7-1/2"	2-5/8" x 3-5/8" slotted to 3" x 3"	8W8806Z25002190
6 x 2"	Rigid	200 lbs.	Red	Zinc	Polyurethane	7-1/2"	2-5/8" x 3-5/8" slotted to 3" x 3"	1F8306Z25000190
6 x 2"	Swivel	200 lbs	Red	Zinc	Polyurethane	7-1/2"	1-3/4" x 2-7/8" slotted to 3"	4F8806Z250001AR
6 x 2"	Swivel w/ Brake	200 lbs	Red	Zinc	Polyurethane	7-1/2"	1-3/4" x 2-7/8" slotted to 3"	4F8806Z250021AR
6 x 2"	Rigid	200 lbs	Red	Zinc	Polyurethane	7-1/2"	1-3/4" x 2-7/8" slotted to 3"	4F8306Z250001AR

1. Overall heights are nominal. For exact dimensions and tolerances, please contact factory and request samples to determine fitness for use in your application.  
 2. Always load test your caster to your required application to determine fitness for use.

## U Channel Strut-Mount Series

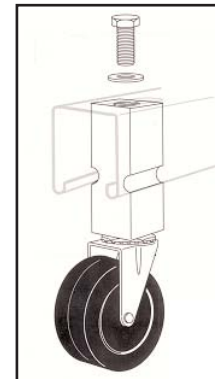
- Fits 1-5/8" x 1-5/8" 12 and 14 gauge slotted strut
- Allows U-Channel products to become mobile



Swivel



Rigid



Wheel Dia. X W (In.)	Caster Type	Load Rating <sup>2</sup> (Lbs.)	Wheel Color	Caster Finish	Wheel Material	Overall Height <sup>2</sup> (In.) (Reference Only)	Mounting Options	Part Numbers
3" x 1-1/4"	Swivel	155 lbs	Black	Zinc	Soft Rubber	4-11/16"	Polyolefin Fitted Stem	4S0762BLZEUKXXX
3" x 1-1/4"	Swivel w/ Brake	155 lbs	Black	Zinc	Soft Rubber	4-11/16"	Polyolefin Fitted Stem	4S0762BLZEUK1XX
3" x 1-1/4"	Rigid	155 lbs	Black	Zinc	Soft Rubber	4-11/16"	Polyolefin Fitted Stem	4R0762BLZEUKXXX
3" x 1-1/4"	Swivel	210 lbs	Black	Zinc	Hard Rubber	4-11/16"	Polyolefin Fitted Stem	4S0766BLZEUKXXX
3" x 1-1/4"	Swivel w/ Brake	210 lbs	Black	Zinc	Hard Rubber	4-11/16"	Polyolefin Fitted Stem	4S0766BLZEUK1XX
3" x 1-1/4"	Rigid	210 lbs	Black	Zinc	Hard Rubber	4-11/16"	Polyolefin Fitted Stem	4R0766BLZEUKXXX
3" x 1-1/4"	Swivel	210 lbs	Black	Zinc	Polyolefin	4-11/16"	Polyolefin Fitted Stem	4S076BBLZEUKXXX
3" x 1-1/4"	Swivel w/ Brake	210 lbs	Black	Zinc	Polyolefin	4-11/16"	Polyolefin Fitted Stem	4S076BBLZEUK1XX
3" x 1-1/4"	Rigid	210 lbs.	Black	Zinc	Polyolefin	4-11/16"	Polyolefin Fitted Stem	4R076BBLZEUKXXX

1. Overall heights are nominal. For exact dimensions and tolerances, please contact factory and request samples to determine fitness for use in your application.  
 2. Always load test your caster to your required application to determine fitness for use.

## Stainless Steel Medium Duty Series

- 304 Stainless Steel Construction
- Hi-Temp Wheel Rated at 475° F Continuous
- Over-the-Wheel Brakes Available
- Expanding Stem Kits



Swivel



Rigid



Swivel with Friction Ring Stem

Wheel Dia. X W (In.)	Load Rating <sup>2</sup> (Lbs.)	Wheel Color	Wheel Material	Wheel Bearing	Overall Height (In.) <sup>1</sup> (Reference Only)	Swivel Plate Part Number	Rigid Plate Part Number	Swivel Stem Part Number
3" x 1-1/4"	200 lbs	Gray	Donut TPR Rubber	Delrin	4-1/16"	7F08A3B52080FAM	7F0343B52050FAM	7F09A3B52080F**
3-1/2" x 1-1/4"	225 lbs	Gray	Donut TPR Rubber	Delrin	4-1/4"	7F08A9B52080FAM	7F0349B52050FAM	7F09A9B52080F**
4" x 1-1/4"	250 lbs	Gray	Donut TPR Rubber	Delrin	5-1/16"	7F08A4B52080FAM	7F0344B52050FAM	7F09A4B52080F**
5" x 1-1/4"	250 lbs	Gray	Donut TPR Rubber	Delrin	6-5/16"	7F08A5B52080FAM	7F0345B52050FAM	7F09A5B52080F**
6" x 1-1/4"	300 lbs	Gray	Donut TPR Rubber	Delrin	7-3/16"	7F08A6B52080FAM	7F0346B52050FAM	7F09A6B52080F**
3" x 1-1/4"	200 lbs	Gray	Flat TPR Rubber	Delrin	4-1/16"	7F08A3B55080FAM	7F0343B55050FAM	7F09A3B55080F**
3-1/2" x 1-1/4"	250 lbs	Gray	Flat TPR Rubber	Delrin	4-1/4"	7F08A9B55080FAM	7F0349B55050FAM	7F09A9B55080F**
4" x 1-1/4"	275 lbs	Gray	Flat TPR Rubber	Delrin	5-1/16"	7F08A4B55080FAM	7F0344B55050FAM	7F09A4B55080F**
5" x 1-1/4"	300 lbs	Gray	Flat TPR Rubber	Delrin	6-5/16"	7F08A5B55080FAM	7F0345B55050FAM	7F09A5B55080F**
6" x 1-1/4"	300 lbs	Gray	Flat TPR Rubber	Delrin	7-3/16"	7F08A6B55080FAM	7F0346B55050FAM	7F09A6B55080F**
3" x 1-1/4"	250 lbs	Gray	Polyurethane	Delrin	4-1/16"	7F08A3B56080FAM	7F0343B56050FAM	7F09A3B56080F**
3-1/2" x 1-1/4"	250 lbs	Gray	Polyurethane	Delrin	4-1/4"	7F08A9B56080FAM	7F0349B56050FAM	7F09A9B56080F**
4" x 1-1/4"	275 lbs	Gray	Polyurethane	Delrin	5-1/16"	7F08A4B56080FAM	7F0344B56050FAM	7F09A4B56080F**
5" x 1-1/4"	300 lbs	Gray	Polyurethane	Delrin	6-5/16"	7F08A5B56080FAM	7F0345B56050FAM	7F09A5B56080F**
6" x 1-1/4"	300 lbs	Gray	Polyurethane	Delrin	7-3/16"	7F08A6B56080FAM	7F0346B56050FAM	7F09A6B56080F**
3" x 1-1/4"	250 lbs	Black	Polyolefin	Plain	4-1/16"	7F08A3127080FAM	7F0343127050FAM	7F09A3127080F**
3-1/2" x 1-1/4"	250 lbs	Black	Polyolefin	Plain	4-1/4"	7F08A9127080FAM	7F0349127050FAM	7F09A9127080F**
4" x 1-1/4"	275 lbs	Black	Polyolefin	Plain	5-1/16"	7F08A4127080FAM	7F0344127050FAM	7F09A4127080F**
5" x 1-1/4"	300 lbs	Black	Polyolefin	Plain	6-5/16"	7F08A5127080FAM	7F0345127050FAM	7F09A5127080F**
6" x 1-1/4"	300 lbs	Black	Polyolefin	Plain	7-3/16"	7F08A6127080FAM	7F0346127050FAM	7F09A6127080F**
3" x 1-1/4"	250 lbs	Black	Hi-Temp Nylon	Plain	4-1/16"	7F08B3044080FAM	7F0343044050FAM	7F09B3044080F**
3-1/2" x 1-1/4"	250 lbs	Black	Hi-Temp Nylon	Plain	4-1/4"	7F08B9044080FAM	7F0349044050FAM	7F09B9044080F**
4" x 1-1/4"	300 lbs	Black	Hi-Temp Nylon	Plain	5-1/16"	7F08B4044080FAM	7F0344044050FAM	7F09B4044080F**
5" x 1-1/4"	300 lbs	Black	Hi-Temp Nylon	Plain	6-5/16"	7F08B5044080FAM	7F0345044050FAM	7F09B5044080F**
6" x 1-1/4"	300 lbs	Black	Hi-Temp Nylon	Plain	7-3/16"	7F08B6044080FAM	7F0346044050FAM	7F09B6044080F**

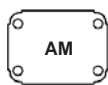
Additional mounting options available - Contact factory for details.

1. Overall heights are nominal. For exact dimensions and tolerances, please contact factory and request samples to determine fitness for use in your application.

Swivel stem caster heights are 1/8" shorter than heights listed.

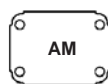
2. Always load test your caster to your required application to determine fitness for use.

### Swivel Plate



Overall Size: 2-3/8" x 3-5/8"  
Hole Spacing: 1-3/4" x 2-11/16" to 3"  
Bolt Diameter: 5/16"

### Rigid Plate



Overall Size: 2-11/16" x 3-5/8"  
Hole Spacing: 1-3/4" x 2-11/16" to 3"  
Bolt Diameter: 5/16"

\*\* Code Number

### Stem Mounting Options



#### Friction Ring Stems

\*\*

0.845" x 2-3/16" (round) **73**



#### Threaded Stems

\*\*

1/2" - 13 x 1-1/2" **10**  
1/2" - 13 x 2-3/4" **20**

#### Expanding Stems

\*\*

0.852" to 0.927" **E5**  
1.178" to 1.303" **E7**  
1.360" to 1.430" **E8**  
1.426" to 1.589" **E6**



Replace the \*\* with the Stem Code Number to achieve the final part number.

## CT Series Ground Support Cargo Casters

- Available With and Without Toeguard
- Black Powdercoat or Zinc Dichromate Finish Available
- Extended Range Lubrication
- Dual Bearing System



CT Series



CT Conductive Series

Wheel Diameter Inch / (mm)	Wheel Material	Load Rating <sup>2</sup> Lbs. / Kg.	Wheel Color	Caster Finish	Guard	Part Numbers
2-3/4" (70mm)	High Impact Polyolefin	375 lbs (170 kg)	Black	Black Powder Coating	With Integral Toe Guard	CT070DBL1PCDXXX
				Yellow Zinc Dichromate	With Toe Guard - A	CT070DBLYPCDXXX
2-3/4" (70mm)	Conductive Center Encased by High Impact Polyolefin	375 lbs (170 kg)	Red/Black	Black Powder Coating	With Toe Guard - A	CT070ZOR1PCDXXX
				Yellow Zinc Dichromate	With Toe Guard - A	CT070ZORYPCDXXX

## CT Series Ground Support Cargo Casters Specifications

Shape	Length Inch / (mm)	Width Inch / (mm)	Bolt Hole Spacing Inch / (mm)	Bolt Hole Size Inch / (mm)	Overall Height <sup>1</sup> Inch / (mm) (Reference Only)	Wheel Diameter
Oval	4-7/16" (113mm)	3" (75mm)	3-7/16" (87mm)	11/32" X 15/32" (9 X 12mm)	4-1/32" (102mm)	2-3/4" (70mm)

1. Overall heights are nominal. For exact dimensions and tolerances, please contact factory and request samples to determine fitness for use in your application.
2. Always load test your caster to your required application to determine fitness for use.

### Test Specification

<b>Load Capacity</b>	375 Pounds
<b>Impact Capacity</b>	> 1,500 Inch Pounds
<b>Corrosion Resistance</b>	> 1,000 Hr. Salt Spray
<b>Glycol Resistance</b>	> 1,000 Hr. Immersion

### Conductive Wheel Specifications

Wheel Type	Surface Resistance	ESD Protection
Conductive	< 10 <sup>5</sup> Ohms	MIL-HDBK--263-B

## BR & BS Series Rolling Star Casters

- Patio Furniture
- Chairs
- Couches
- Allows stationary products to become mobile with a very low overall height



Overall Diameter Inch / (mm)	Ball Diameter Inch / (mm)	Load Rating <sup>2</sup> Lbs. / Kg.	Wheel Color	Rigid / Spring Type	Wheel Material	Overall Height <sup>1</sup> (Reference Only)	Part Numbers
3/4" (19mm)	1/2" (12.5mm)	33 lbs (15 kg)	Milky white	Rigid	Nylon	3/4" (19mm)	BR012CNAXXXXXXX
10/32" (33mm)	13/16" (30mm)	88 lbs (40 kg)	Milky white	Rigid	Nylon	1-1/2" (38mm)	BR030CNAXXXXXXX
1-1/2" (38mm)	13/16" (30mm)	46 - 57 lbs (21 - 26 Stop)	Milky white	Spring	Nylon	2-13/16 (71mm)	BS030CNAXXXXXXX

Various Mounting Options Available.

1. Overall heights are nominal. For exact dimensions and tolerances, please contact factory and request samples to determine fitness for use in your application.
2. Always load test your caster to your required application to determine fitness for use.

## Plastic Sockets For Round & Square Tubes



Socket I.D.	Style	Caster Stem	Tube O.D.	Tube Gauge	Material	Part Number Natural	Part Number Black
A816	Open Top	5/16 Grip Neck	1/2" Round	16 Ga.	Polyolefin	SKT816NRD	SKT816BRD
A818	Open Top	5/16 Grip Neck	1/2" Round	18 Ga.	Polyolefin	SKT818NRD	SKT818BRD
A820	Open Top	5/16 Grip Neck	1/2" Round	20 Ga.	Polyolefin	SKT820NRD	SKT820BRD
A822	Open Top	5/16 Grip Neck	1/2" Round	22 Ga.	Polyolefin	SKT822NRD	SKT822BRD
A1018	Top Swivel	5/16 Grip Neck	5/8" Round	18 Ga.	Polyolefin	SKTA1018NRDXHD	SKTA1018BRD
A1019	Top Swivel	5/16 Grip Neck	5/8" Round	19 Ga.	Polyolefin	SKTA1019NRD	SKTA1019BRD
A1020	Top Swivel	5/16 Grip Neck	5/8" Round	20 Ga.	Polyolefin	SKTA1020NRD	SKTA1020BRD
A1022	Top Swivel	5/16 Grip Neck	5/8" Round	22 Ga.	Polyolefin	SKTA1022NRD	SKTA1022BRD
A1027	Top Swivel	5/16 Grip Neck	5/8" Round	27 Ga.	Polyolefin	SKTA1027NRD	SKTA1027BRD
A1216	Top Swivel	5/16 Grip Neck	3/4" Round	16 Ga.	Polyolefin	SKTA1216NRDXP	SKTA1216BRDXP
A1216 SQ	Top Swivel	5/16 Grip Neck	3/4" Square	16 Ga.	Polyolefin	SKTA1216NSQ	SKTA1216BSQXP
A1217 SQ	Top Swivel	5/16 Grip Neck	3/4" Square	17 Ga.	Polyolefin	SKTA1217NSQ	SKTA1217BSQ
A1218	Top Swivel	5/16 Grip Neck	3/4" Round	18 Ga.	Polyolefin	SKTA1218NRD	SKTA1218BRD
B1218	Top Swivel	3/8 Friction Ring	3/4" Round	18 Ga.	Polyolefin	SKTB1218NRDXP	SKTB1218BRD
A1218SQ	Top Swivel	5/16 Grip Neck	3/4" Square	18 Ga.	Polyolefin	SKTA1218NSQ	SKTA1218BSQ
B1218 SQ	Top Swivel	3/8 Friction Ring	3/4" Square	18 Ga.	Polyolefin	SKTB1218NSQ	SKTB1218BSQXP
A1222	Top Swivel	5/16 Grip Neck	3/4" Round	22 Ga.	Polyolefin	SKTA1222NRD	SKTA1222BRD
#1416	Threaded	3/8-16 Threaded	7/8" Round	16 Ga.	Polyolefin	SKT1416NRD	SKT1416BRD
A1422	Top Swivel	5/16 Grip Neck	7/8" Round	22 Ga.	Polyolefin	SKTA1422NRD	SKTA1422BRD
A1616 SQ	Top Swivel	5/16 Grip Neck	1" Square	16 Ga.	Polyolefin	SKTA1616NSQ	SKTA1616BSQ
B1616 SQ	Top Swivel	3/8 Friction Ring	1" Square	16 Ga.	Polyolefin	SKTB1616NSQ	SKTB1616BSQ
A1617	Top Swivel	5/16 Grip Neck	1" Round	17 Ga.	Polyolefin	SKTA1617NRD	SKTA1617BRDXHD
B1617	Top Swivel	3/8 Friction Ring	1" Round	17 Ga.	Polyolefin	SKTB1617NRD	SKTB1617BRD
A1618	Top Swivel	5/16 Grip Neck	1" Round	18 Ga.	Polyolefin	SKTA1618NRD	SKTA1618BRD
B1618	Top Swivel	3/8 Friction Ring	1" Round	18 Ga.	Polyolefin	SKTB1618NRD	SKTB1618BRD
A1618 SQ	Top Swivel	5/16 Grip Neck	1" Square	18 Ga.	Polyolefin	SKTA1618NSQXP	SKTA1618BSQ
B1618 SQ	Top Swivel	3/8 Friction Ring	1" Square	18 Ga.	Polyolefin	SKTB1618NSQ	SKTB1618BSQ
D1618 SQ	Top Swivel	7/16 Friction Ring	1" Square	18 Ga.	Polyolefin	SKTD1618NSQ	SKTD1618BSQ
E1618 SQ	Top Swivel	7/16 Round	1" Square	18 Ga.	Polyolefin	SKTE1618NSQ	SKTE1618BSQ
A1619	Top Swivel	5/16 Grip Neck	1" Round	19 Ga.	Polyolefin	N/A	SKTA1619BRD
B1619	Top Swivel	3/8 Friction Ring	1" Round	19 Ga.	Polyolefin	N/A	SKTB1619BRD
A1619 SQ	Top Swivel	5/16 Grip Neck	1" Square	19 Ga.	Polyolefin	N/A	SKTA1619BSQ
A1620	Top Swivel	5/16 Grip Neck	1" Round	20 Ga.	Polyolefin	SKTA1620NRD	SKTA1620BRD
A1620 SQ	Top Swivel	5/16 Grip Neck	1" Square	20 Ga.	Polyolefin	SKTA1620NSQ	N/A
E1622	Open Top	7/16 Round	1" Round	22 Ga.	Polyolefin	N/A	SKTE1622BRD
A2018	Top Swivel	5/16 Grip Neck	1-1/4" Round	18 Ga.	Polyolefin	SKTA2018NRD	SKTA2018BRD
M2018	Threaded	5/16-18 Threaded	1-1/4" Round	18 Ga.	Polyolefin	SKTM2018NRD	SKTM2018BRD
A2018 SQ	Top Swivel	5/16 Grip Neck	1-1/4" Square	18 Ga.	Polyolefin	SKTA2018NSQ	SKTA2018BSQ

## Wood Applications • Straight Holes • Wing Brackets



### For Wood Applications Metal Sockets

Socket I.D.	Style	Caster Stem	Hole Size**	Material	Part Number Unplated	Part Number Plated
#6	Open Top	5/16" Grip Neck	3/8"	Steel	SKT6RAW	SKT6Z
#44	Top Swivel	5/16" Grip Neck	3/8"	Steel	SKT44RAW	SKT44Z

\*\* Approx size - Actual size should be determined by customer.

### For Straight Holes Plastic Sockets

Socket I.D.	Style	Caster Stem	Hole Size**	Material	Part Number Natural	Part Number Black
PPNS 3/4	Open Top	5/16 Grip Neck	3/8"	Polyolefin	SKTPPNS34N	SKTPPNS34B
PP33N	Top Swivel	1/4 Friction Ring	3/8"	Polyolefin	SKTPP33N	SKTPP33B
#46	Top Swivel	5/16 Grip Neck	7/16"	Polyolefin	SKT46N	SKT46B
R51-248	Top Swivel	5/16 Grip Neck	7/16"	Polyolefin	SKTR51248T	
#19	Top Swivel	3/8 Grip Neck	1/2"	Polyolefin	SKT19N	SKT19BXP
R51-259	Top Swivel	3/8 Grip Neck	1/2"	Polyolefin	SKTR51259	
#49	Threaded	3/8-16 Threaded	1/2"	Polyolefin	SKT49NAXN	SKT49B
#22	Top Swivel	7/16 Friction Ring	5/8"	Polyolefin	SKT22N	SKT22BXP
#38	Top Swivel	7/16 Friction Ring	9/16"	Polyolefin	SKT38NXHD	SKT38BXP

### Metal Sockets

Socket I.D.	Style	Caster Stem	Hole Size**	Material	Part Number Unplated	Part Number Plated
#23	Top Swivel	7/16" Friction Ring	9/16"	Steel	SKT23RAW	SKT23Z
#23R	Top Swivel	7/16" Friction Ring	5/8"	Steel		SKT23RZ

\*\* Approx size - Actual size should be determined by customer.

### Specials - Wing Brackets

Socket I.D.	Style	Caster Stem	Angle (Degrees)	Material	Part Number Un-Plated	Part Number Plated
35-20 X 90 Bracket	Open Top	7/16" Friction Ring	90° Corner	Steel	WNG352090RAW1	WNG352090Z1
35-20 X 180 Bracket	Open Top	7/16" Friction Ring	180° Flat	Steel	WNG3520180RAW1	WNG3520180Z1

### Metal Sockets

Socket I.D.	Style	Caster Stem	Tube O.D.	Tube Gauge	Material	Part Number Un-Plated	Part Number Plated
#27	Top Swivel	7/16 Round	7/8" Round	16 Ga.	Steel	SKT27RAW	SKT27Z
#28	Top Swivel	7/16 Round	7/8" Round	18 Ga.	Steel	SKT28RAW	SKT28Z
#29	Top Swivel	7/16 Round	7/8" Round	20 Ga.	Steel	SKT29RAW	SKT29Z
#30	Top Swivel	7/16 Round	1" Round	16 Ga.	Steel	SKT30RAW	SKT30Z
#31	Top Swivel	7/16 Round	1" Round	18 Ga.	Steel	SKT31RAW	SKT31Z
#32	Top Swivel	7/16 Round	1" Round	20 Ga.	Steel	SKT32RAW	SKT32Z

## Powder Coated Drum Dollies

- Heavy Duty Steel Construction
- Spotwelded for Strength
- Gray Powder Coat Finish
- 5-Wheel Dollies Have Sixth Wheel Capabilities



Sixth Wheel Location

Drum Size	Dolly Model Number	Load Rating <sup>2</sup> (Lbs.)	Overall Height (In.) <sup>1</sup> (Reference Only)	Inside Dim. (In.)	Outside Dim. (In.)	Wheel Type	Wheel Size (In.)	Wheel Bearing	Replacement Caster Pack Number
<b>FOUR WHEEL DRUM DOLLIES</b>									
30 Gallons	2F000249990	1000 lbs	6-1/2"	19-1/8"	19-1/2"	Polyolefin	3" x 1-1/4"	Plain	2J000247894
55 Gallons	2F000249890	1000 lbs	6-1/2"	23-1/8"	23-1/2"	Polyolefin	3" x 1-1/4"	Plain	2J000247894
55 Gallons	1F000249790	1400 lbs	6-1/2"	23-1/8"	23-1/2"	Polyolefin	3" x 1-3/4"	Roller	1J000247794
<b>FIVE WHEEL DRUM DOLLIES</b>									
55 Gallons	2F004378690	1250 lbs	6-1/2"	23-1/8"	23-1/2"	Polyolefin	3" x 1-1/4"	Plain	2J000273294
55 Gallons	2F004378790	1400 lbs	6-1/2"	23-1/8"	23-1/2"	Semi-Steel	3" x 1"	Plain	2J000270294
55 Gallons	1F004445390	1400 lbs	8-3/4"	23-1/8"	23-1/2"	Polyolefin	5" x 2"	Plain	1J000364994

1. Overall heights are nominal. For exact dimensions and tolerances, please contact factory and request samples to determine fitness for use in your application.  
 2. Always load test your caster to your required application to determine fitness for use.

## Stainless Steel Drum Dollies

- Heavy Duty Steel Construction
- Spotwelded for Strength
- 304 Stainless Steel Dollies
- Stainless Steel and Zinc Casters Available
- 5-Wheel Dollies Have Sixth Wheel Capabilities



Sixth Wheel Location

Drum Size	Dolly Model Number	Load Rating <sup>2</sup> (Lbs.)	Overall Height (In.) <sup>1</sup> (Reference Only)	Inside Dim. (In.)	Outside Dim. (In.)	Wheel Type	Wheel Size (In.)	Caster Type	Replacement Caster Pack Number
<b>FOUR WHEEL DRUM DOLLIES</b>									
30 Gallons	7F000391394	800 lbs	6-1/2"	19-1/8"	19-1/2"	Polyolefin	3" x 1-1/4"	Stainless Steel	7J030373594
55 Gallons	7F000391494	800 lbs	6-1/2"	23-1/8"	23-1/2"	Polyolefin	3" x 1-1/4"	Stainless Steel	7J030373594
55 Gallons	2F000391594	800 lbs	6-1/2"	23-1/8"	23-1/2"	Polyolefin	3" x 1-3/4"	Clear Zinc	2J000385594
<b>FIVE WHEEL DRUM DOLLIES</b>									
55 Gallons	7F000391694	1100 lbs	6-1/2"	23-1/8"	23-1/2"	Polyolefin	3" x 1-1/4"	Stainless Steel	7J030373694
55 Gallons	2F000391894	1100 lbs	6-1/2"	23-1/8"	23-1/2"	Polyolefin	3" x 1-1/4"	Clear Zinc	2J000385694
55 Gallons	1F000392094	1100 lbs	8-3/4"	23-1/8"	23-1/2"	Polyolefin	5" x 2"	Clear Zinc	1J000374694

1. Overall heights are nominal. For exact dimensions and tolerances, please contact factory and request samples to determine fitness for use in your application.  
 2. Always load test your caster to your required application to determine fitness for use.

